

Caliente

The high output tubular radiator

- Stylish tube on tube design with Stelrad's class-leading availability
- Vertical, horizontal, single and double tube versions
- Available in three heights and a variety of widths
- Range of 15 models
- High quality construction and paint finish rounded edges
- Available in white (RAL 9016) only



Stelrad Caliente Vertical

50 Δt

Single Tube

Double Tube

Height	Length mm	Elements	Heat output		Heat output	
			Watts	Btu/hr	Watts	Btu/hr
1200	330	10	485	1655	-	-
	495	15	727	2481	-	-
1800	330	10	702	2395	-	-
	429	13	912	3112	-	-
	495	15	-	-	1590	5425
	528	16	1123	3832	-	-
	660	20	1404	4790	2120	7233
	726	22	1544	5268	-	-

40 Δt

Single Tube

Double Tube

30 Δt

Single Tube

Double Tube

Height	Length mm	Elements	Heat output		Heat output		Heat output		Heat output	
			Watts	Btu/hr	Watts	Btu/hr	Watts	Btu/hr	Watts	Btu/hr
1200	330	10	281	1238	-	-	250	852	-	-
	495	15	421	1855	-	-	374	1277	-	-
1800	330	10	406	1792	-	-	362	1234	-	-
	429	13	528	2328	-	-	470	1603	-	-
	495	15	-	-	920	4058	-	-	819	2794
	528	16	650	2866	-	-	578	1973	-	-
	660	20	812	3583	1226	5411	723	2467	1092	3725
	726	22	893	3941	-	-	795	2713	-	-

Weights & Measures

Single Tube

Double Tube

Height	Length		Dry weight Kg	Water content Litres	Dry weight Kg	Water content Litres
	mm	in				
1200	330	11.8	183	3.50	-	-
	495	19.4	267	5.25	-	-
1800	330	12.9	253	5.00	-	-
	429	16.8	324	6.50	-	-
	495	19.4	-	-	356	13.95
	528	20.7	396	8.00	-	-
	660	25.9	258	10.00	423	18.60
	726	28.5	282	11.00	-	-

Stelrad Caliente Horizontal

50 Δt

Single Tube

Double Tube

Height	Length mm	Elements	Heat output		Heat output	
			Watts	Btu/hr	Watts	Btu/hr
594	800	18	626	2136	969	3306
	1000	18	782	2668	1211	4132
	1200	18	938	3200	-	-
	1400	18	1095	3736	-	-

40 Δt

Single Tube

Double Tube

30 Δt

Single Tube

Double Tube

Height	Length mm	Elements	Heat output		Heat output		Heat output		Heat output	
			Watts	Btu/hr	Watts	Btu/hr	Watts	Btu/hr	Watts	Btu/hr
594	800	18	468	1598	724	2473	322	1100	499	1703
	1000	18	584	1996	905	3091	403	1374	624	2128
	1200	18	701	2394	-	-	483	1648	-	-
	1400	18	819	2795	-	-	564	1924	-	-

Weights & Measures

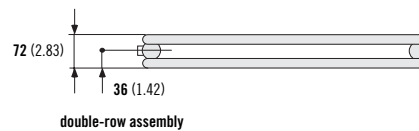
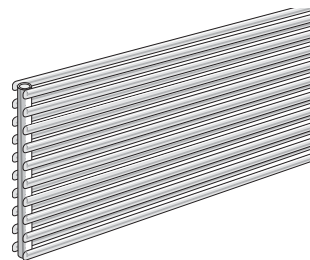
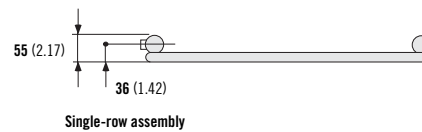
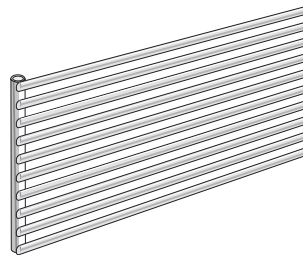
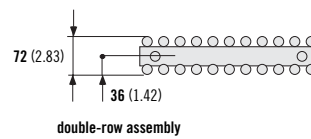
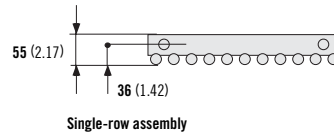

Single Tube

Double Tube

Height	Length		Dry weight Kg	Water content Litres	Dry weight Kg	Water content Litres
	mm	in				
594	800	31.4	231	4.39	213	9.98
	1000	39.3	274	5.49	254	12.47
	1200	47.2	317	6.59	-	-
	1400	55.1	357	7.69	-	-

Caliente wall mounting information

All dimensions in mm. Inches in brackets.



Product Specification

Tube diameter = $\varnothing 20\text{mm}$ and $\varnothing 38\text{mm}$
Steel thickness = 1.25mm for $\varnothing 20$; 1.4mm for $\varnothing 38$
Working pressure = 4 bar
Operating temp = 110° max



STELRAD'S ADVANCED
HEATLOSS CALCULATOR

The Stelrad STARS Heatloss Calculator contains an inbuilt U value calculator.

Save time and effort by using the Stelrad STARS program – the perfect solution for accurate sizing and design flexibility.

For further information and advice call Technical Support on: 01482 498663.