

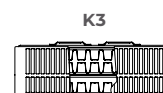
STELRAD

SERIES



COMPACT K3

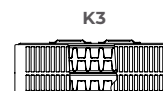
50 Δ t
(75/65/20°C)



Height mm	Length mm	Sections	Stelrad UIN	Watts	Heat output Btu/hr
300	1000	30	3033310	1349	4603
	2000	60	3033320	2698	9206
500	600	18	3053306	1234	4210
	700	21	3053307	1439	4910
	800	24	3053308	1645	5613
	900	27	3053309	1850	6312
	1000	30	3053310	2056	7015
	1100	33	3053311	2262	7718
	1200	36	3053312	2467	8417
	1400	42	3053314	2878	9820
	1600	48	3053316	3290	11225
	1800	54	3053318	3701	12628
	2000	60	3053320	4112	14030
600	400	12	3063304	956	3262
	500	15	3063305	1195	4077
	600	18	3063306	1433	4889
	700	21	3063307	1672	5705
	800	24	3063308	1911	6520
	900	27	3063309	2150	7336
	1000	30	3063310	2389	8151
	1100	33	3063311	2628	8967
	1200	36	3063312	2867	9782
	1400	42	3063314	3345	11413
	1600	48	3063316	3822	13041
1800	54	3063318	4300	14672	
2000	60	3063320	4778	16303	
2400	72	3063324	5734	19564	
700	500	15	3073305	1356	4627
	600	18	3073306	1627	5551
	700	21	3073307	1898	6476
	800	24	3073308	2170	7404
	900	27	3073309	2441	8329
	1000	30	3073310	2712	9253
	1100	33	3073311	2983	10178
	1200	36	3073312	3254	11103
	1400	42	3073314	3797	12955
	1600	48	3073316	4339	14805
	1800	54	3073318	4882	16657
2000	60	3073320	5424	18507	

Δt_{50} is the UK's industry standard for heating outputs, which has an operating temperature of 75/65/20°C.

40Δt
(65/55/20°C)



Height mm	Length mm	Sections	Stelrad UIN	Watts	Heat output Btu/hr
300	1000	30	3033310	1009	3443
	2000	60	3033320	2018	6886
500	600	18	3053306	923	3149
	700	21	3053307	1076	3673
	800	24	3053308	1230	4198
	900	27	3053309	1384	4722
	1000	30	3053310	1538	5247
	1100	33	3053311	1692	5773
	1200	36	3053312	1845	6296
	1400	42	3053314	2153	7345
	1600	48	3053316	2461	8397
	1800	54	3053318	2768	9446
	2000	60	3053320	3076	10495
600	400	12	3063304	715	2440
	500	15	3063305	894	3050
	600	18	3063306	1072	3657
	700	21	3063307	1251	4267
	800	24	3063308	1429	4877
	900	27	3063309	1608	5487
	1000	30	3063310	1787	6097
	1100	33	3063311	1966	6707
	1200	36	3063312	2145	7317
	1400	42	3063314	2502	8537
	1600	48	3063316	2859	9754
1800	54	3063318	3216	10974	
2000	60	3063320	3574	12194	
700	500	15	3073305	1014	3461
	600	18	3073306	1217	4152
	700	21	3073307	1420	4844
	800	24	3073308	1623	5538
	900	27	3073309	1826	6230
	1000	30	3073310	2029	6922
	1100	33	3073311	2231	7613
	1200	36	3073312	2434	8305
	1400	42	3073314	2840	9691
	1600	48	3073316	3246	11074
	1800	54	3073318	3652	12460
2000	60	3073320	4057	13843	

30Δt
(55/45/20°C)

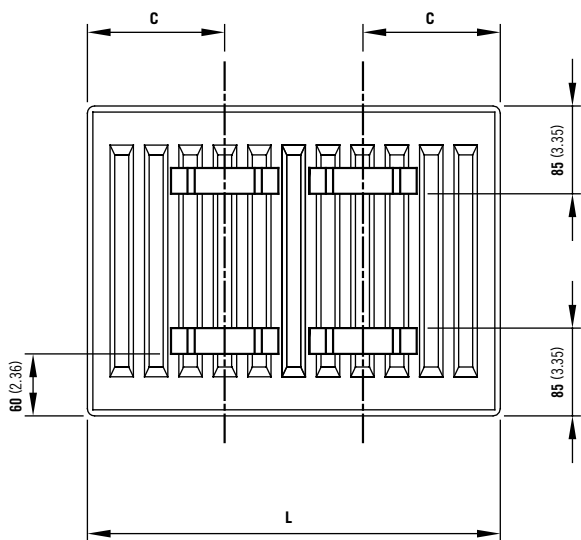


Height mm	Length mm	Sections	Stelrad UIN	Watts	Heat output Btu/hr
300	1000	30	3033310	695	2370
	2000	60	3033320	1389	4741
500	600	18	3053306	636	2168
	700	21	3053307	741	2529
	800	24	3053308	847	2891
	900	27	3053309	953	3251
	1000	30	3053310	1059	3613
	1100	33	3053311	1165	3975
	1200	36	3053312	1271	4335
	1400	42	3053314	1482	5057
	1600	48	3053316	1694	5781
	1800	54	3053318	1906	6503
600	2000	60	3053320	2118	7226
	2400	72	3053324	2541	8670
	400	12	3063304	492	1680
	500	15	3063305	615	2100
	600	18	3063306	738	2518
	700	21	3063307	861	2938
	800	24	3063308	984	3358
	900	27	3063309	1107	3778
	1000	30	3063310	1230	4198
	1100	33	3063311	1353	4618
700	1200	36	3063312	1477	5038
	1400	42	3063314	1723	5878
	1600	48	3063316	1968	6716
	1800	54	3063318	2215	7556
	2000	60	3063320	2461	8396
	2400	72	3063324	2953	10076
	500	15	3073305	698	2383
	600	18	3073306	838	2859
	700	21	3073307	977	3335
	800	24	3073308	1118	3813
900	27	3073309	1257	4289	
1000	30	3073310	1397	4765	
1100	33	3073311	1536	5242	
1200	36	3073312	1676	5718	
1400	42	3073314	1955	6672	
1600	48	3073316	2235	7624	
1800	54	3073318	2514	8579	
2000	60	3073320	2793	9531	

WALL MOUNTING AND LUG INFORMATION

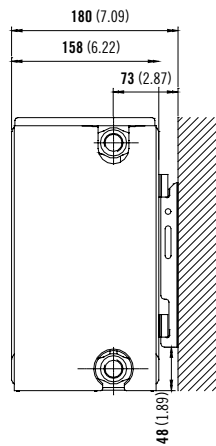
All dimensions in mm. Inches in brackets.

REAR ELEVATION

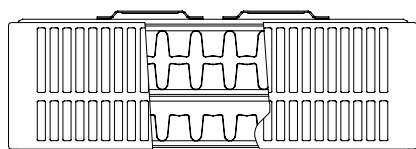


L	C
400 - 1100	133
1200 - 2400	133

SIDE ELEVATION




TOP ELEVATION

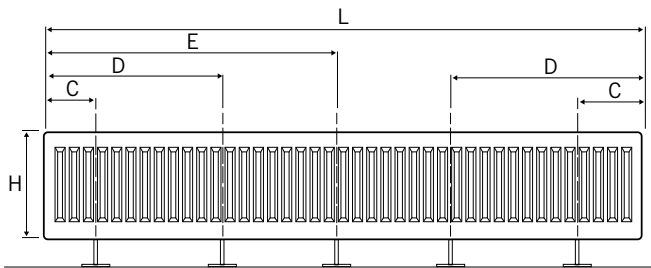
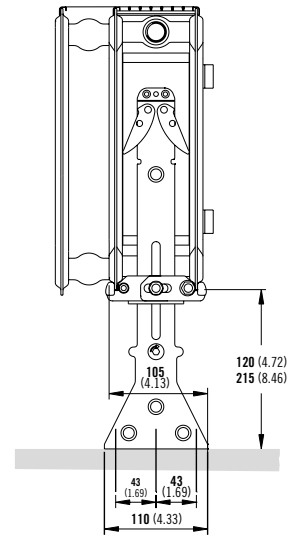


FLOORSTANDING BRACKETS

All dimensions in mm. Inches in brackets.



Floor brackets



	L	400	500 - 1100	1200	1400 - 1800	2000 - 3000
H	Number	2pc				3pc
300	C	117	150	250	250	250
500	E	-	-	-	-	L/2+17

	L	400	500 - 1100	1200	1400 - 1800	2000	2200	2400	2600	2800	3000
H	Number	2pc			3pc	4pc			5pc		
600	C	117	150	250	250	250			250		
700	D	-	-	-	-	750	817	850	750	817	850
	E	-	-	-	817	-	-	-	L/2+17		

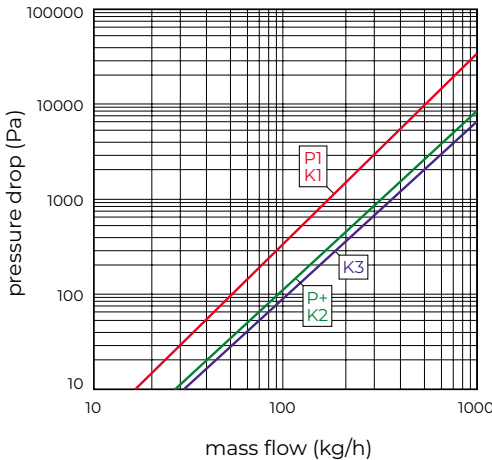
CONNECTIONS

Each radiator comes with 1/2" inlet connections as standard.

EN 442 CERTIFICATION DATA - CETIAT TESTED IN ACCORDANCE WITH BS EN 442

Type	K3			
Height	300	500	600	700
W/m at 75/65/20	1349	2056	2389	2712
n-coefficients	1.31	1.32	1.32	1.34
Heated surface area (m2/m)	5.26	9.49	11.61	13.72
Weight (kg/m)	25.20	43.40	52.50	60.77
Water contents (l/m)	5.40	8.33	9.80	11.37
Wall to tap centre (mm)	73	73	73	73

PRESSURE DROPS



Type	Kv
P1 / K1	1.67
P+ / K2	3.32
K3	3.65