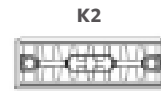


COMPACT VERTEX

Stelrad Series

50 Δt
(75/65/20°C)




Height mm	Length mm	Sections	Stelrad UIN	Heat output		Stelrad UIN	Heat output	
				Watts	Btu/hr		Watts	Btu/hr
1800	400	12	148095	1146	3911	31182204	1584	5405
	500	15	-	-	-	31182205	1980	6756
	600	18	148103	1719	5867	31182206	2376	8107
	700	21	148107	2006	6846	31182207	2772	9458
2000	400	12	148096	1248	4259	31202204	1716	5855
	500	15	-	-	-	31202205	2145	7319
	600	18	148104	1872	6389	31202206	2574	8782
2200	700	21	148108	2184	7454	31202207	3003	10246
	300	9	-	-	-	31222203	1386	4729
	400	12	148097	1356	4628	31222204	1848	6305
	500	15	-	-	-	31222205	2310	7882
2200	600	18	148105	2034	6942	31222206	2772	9458
	700	21	148109	2373	8099	-	-	-

Δt_{50} is the UK's industry standard for heating outputs, which has an operating temperature of 75/65/20°C. If you have a low temperature heat source you may wish to consider Δt_{40} or Δt_{30} output (see your installer or system designer or download from www.stelrad.com).

For EN442 data, technical and installation information please visit our website: www.stelrad.com and search product downloads.

CENTRE TAP TRV NOW AVAILABLE

Stelrad UIN	Description	Price excl VAT	Price incl VAT
145313	Straight White	£50.00	£60.00
145314	Straight Chrome	£50.00	£60.00
145315	Angled Left White	£50.00	£60.00
145316	Angled Left Chrome	£50.00	£60.00

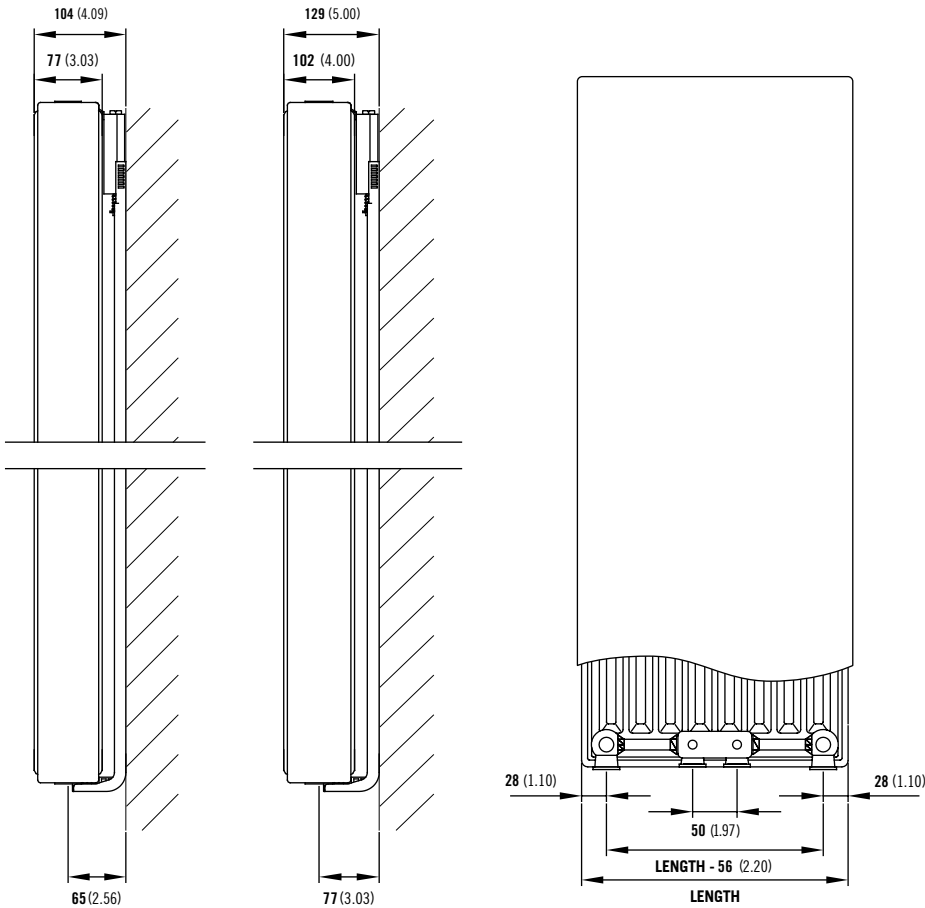


COMPACT VERTEX

Stelrad Series

WALL MOUNTING INFORMATION

All dimensions in mm. Inches in brackets.



Comes complete with Stelrad's class leading safety bracket.

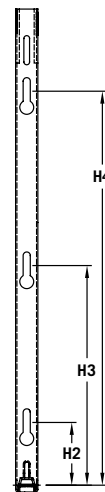
CONNECTIONS

Each radiator comes with 1/2" inlet connections as standard.

MOUNTING BRACKETS

Height		H2		H3		H4	
mm	in	mm	in	mm	in	mm	in
1800	70.87	70	2.75	830	43.89	1590	63.58
2000	78.74	70	2.75	930	47.83	1790	71.46
2200	86.61	70	2.75	1030	51.77	1990	79.33

Mounting brackets



COMPACT VERTEX

Stelrad Series

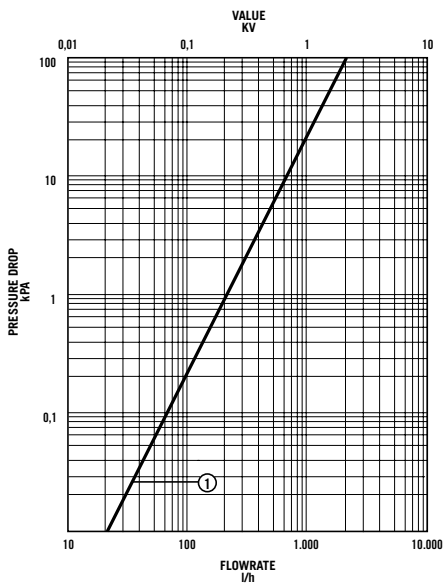
CONNECTIONS

Each radiator comes with 1/2" inlet connections as standard.

EN 442 CERTIFICATION DATA - CETIAT TESTED IN ACCORDANCE WITH BS EN 442

Type	P2			K2		
	1800	2000	2200	1800	2000	2200
Height	1800	2000	2200	1800	2000	2200
W/m at 75/65/20	2865	3120	3390	3690	3960	4230
n-coefficients	1.31	1.30	1.30	1.33	1.33	1.33
Heated surface area (m ² /m)	8.20	9.10	10.10	29.90	37.74	38.66
Weight (kg/m)	71.10	78.60	87.60	105.30	116.40	126.60
Water contents (l/m)	16.20	18.00	20.10	15.90	17.70	20.10
Wall to tap centre (mm)	65	65	65	65	65	65

PRESSURE DROPS



① Type P2 & K2