

SOFTLINE PLAN

Softline Series

50 Δt
(75/65/20°C)

K1



K2



Height mm	Length mm	Stelrad UIN	Heat output		Price excl VAT	Price incl VAT	Stelrad UIN	Heat output		Price excl VAT	Price incl VAT
			Watts	Btu/hr				Watts	Btu/hr		
300	500	85301105	235	802	£72.03	£86.44	85302205	465	1587	£107.36	£128.83
	1000	85301110	469	1600	£117.52	£141.02	85302210	929	3170	£186.80	£224.16
	1500	85301115	704	2402	£167.15	£200.58	85302215	1394	4756	£286.99	£344.39
450	400	85451104	280	955	£73.52	£88.22	85452204	518	1767	£116.82	£140.18
	600	85451106	421	1436	£85.79	£102.95	85452206	778	2655	£150.20	£180.24
	800	85451108	561	1914	£114.38	£137.26	85452208	1037	3538	£173.54	£208.25
	1000	85451110	701	2392	£142.95	£171.54	85452210	1296	4422	£200.26	£240.31
	1200	85451112	841	2869	£171.54	£205.85	85452212	1555	5306	£240.32	£288.38
	1400	85451114	981	3347	£200.16	£240.19	85452214	1814	6189	£309.56	£371.47
	1600	85451116	1122	3828	£228.74	£274.49	85452216	2074	7076	£353.78	£424.54
600	1800	85451118	1262	4306	£279.39	£335.27	85452218	2333	7960	£398.03	£477.64
	400	85601104	364	1242	£80.18	£96.22	85602204	654	2231	£127.45	£152.94
	600	85601106	547	1866	£93.59	£112.31	85602206	980	3344	£163.82	£196.58
	800	85601108	729	2487	£124.76	£149.71	85602208	1307	4459	£189.34	£227.21
	1000	85601110	911	3108	£155.94	£187.13	85602210	1634	5575	£218.47	£262.16
	1200	85601112	1093	3729	£187.13	£224.56	85602212	1961	6691	£262.15	£314.58
	1400	85601114	1275	4350	£218.35	£262.02	85602214	2288	7807	£337.75	£405.30
	1600	85601116	1458	4975	£249.54	£299.45	85602216	2614	8919	£385.96	£463.15
1800	85601118	1640	5596	£304.77	£365.72	85602218	2941	10035	£434.19	£521.03	
2000	85601120	1822	6217	£312.61	£375.13	85602220	3268	11150	£664.51	£797.41	

Δt 50 is the UK's industry standard for heating outputs, which has an operating temperature of 75/65/20°C. If you have a low temperature heat source you may wish to consider Δt 40 or Δt 30 output (see your installer or system designer or download from www.stelrad.com).

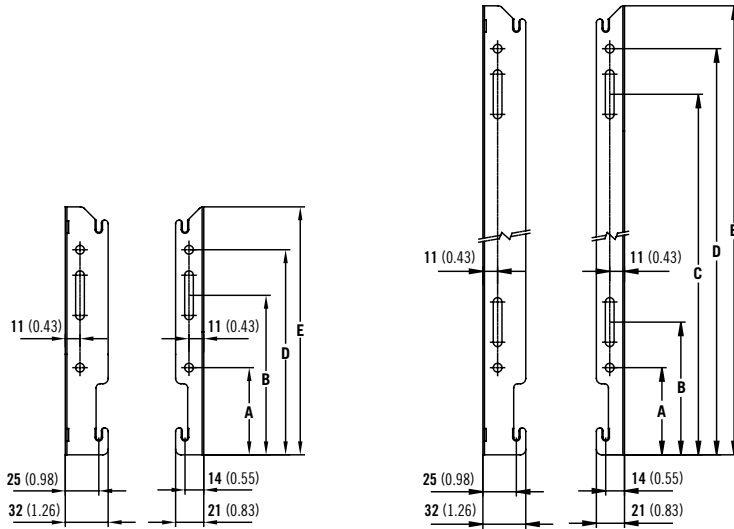
For EN442 data, technical and installation information please visit our website: www.stelrad.com and search product downloads.

SOFTLINE PLAN

Softline Series

MOUNTING BRACKETS

All dimensions in mm. Inches in brackets.



Dimensions	mm	inches	mm	inches	mm	inches	mm	inches
Height	300	11.81	450	17.72	600	23.62	700	27.56
A	65	2.56	65	2.56	65	2.56	65	2.56
B	119	4.69	99	3.90	99	3.90	99	3.90
C	-	-	269	10.59	419	16.50	519	20.43
D	153	6.02	303	11.93	453	17.83	553	21.77
E	185	7.28	335	13.19	485	19.09	585	23.03

K1



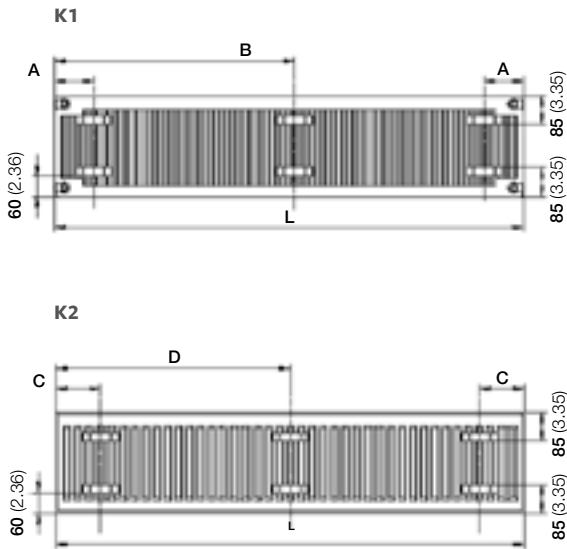
K2



SOFTLINE PLAN

Softline Series

K1 & K2 LUG POSITIONS (New as of June 2016).
All dimensions in mm. Inches in brackets.

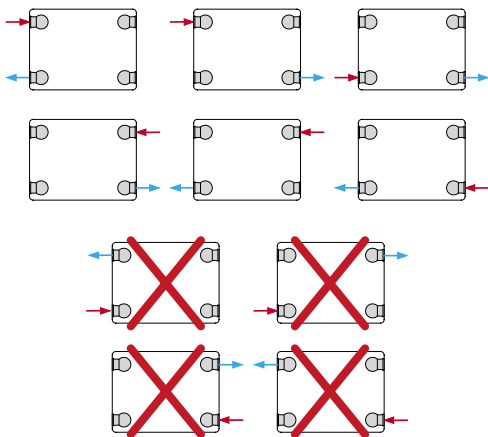


L	K1				K2			
	A		B		C		D	
	mm	in	mm	in	mm	in	mm	in
400	117	4.60	-	-	133	5.24	-	-
500 - 1100	150	5.90	-	-	133	5.24	-	-
1200 - 1600	150	5.90	-	-	133	5.24	-	-
1800 - 2000	150	5.90	(L/2) + 17		133	5.24	L/2	

CONNECTIONS

Each radiator comes with 1/2" inlet connections as standard.

PIPING OPTIONS



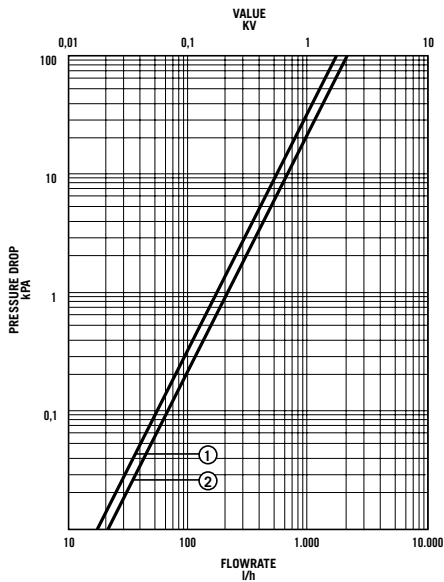
SOFTLINE PLAN

Softline Series

EN 442 CERTIFICATION DATA - CETIAT TESTED IN ACCORDANCE WITH BS EN 442

Type	K1			K2		
	300	450	600	300	450	600
Height	300	450	600	300	450	600
W/m at 75/65/20	469	701	911	929	1296	1634
n-coefficients	1.30	1.28	1.27	1.29	1.30	1.32
Heated surface area (m ² /m)	2.09	3.37	4.66	3.51	5.62	7.74
Weight (kg/m)	11.88	18.26	24.65	19.60	29.80	40.00
Water contents (l/m)	1.89	2.49	3.25	3.70	5.05	6.60
Wall to tap centre (mm)	51	51	51	73	73	73

PRESSURE DROPS



- ① Type K1
- ② Type P+K2