

CONCORD SLIMLINE

50 Δt

(75/65/20°C)

Height mm	Length mm	Elements	Tap centres	Stelrad UIN	Heat output	
					Watts	Btu/hr
1800	320	8	320	148300	872	2975
	440	11	440	148301	1199	4091
	520	13	520	148302	1417	4835
	640	16	640	148303	1744	5951
2000	320	8	320	148304	978	3337
	440	11	440	148305	1344	4586
	520	13	520	148306	1589	5422
	640	16	640	148307	1956	6674

Δt 50 is the UK's industry standard for heating outputs, which has an operating temperature of 75/65/20°C. If you have a low temperature heat source you may wish to consider Δt 40 or Δt 30 output (see your installer or system designer or download from www.stelrad.com).

For EN442 data, technical and installation information please visit our website: www.stelrad.com and search product downloads.

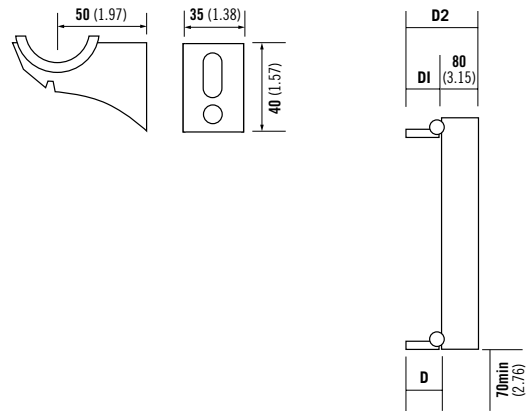
CONCORD SLIMLINE

Designer Series

WALL MOUNTING INFORMATION

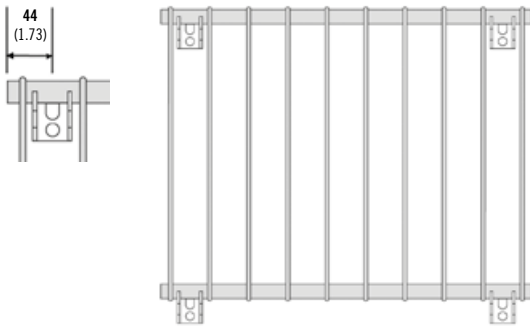
All dimensions in mm. Inches in brackets.

Type	Back face to finished wall D		Connection centres from finished wall D1		Front face from finished wall D2	
	mm	mm	mm	mm	mm	mm
Slimline	35	1.38	50	1.97	130	5.12

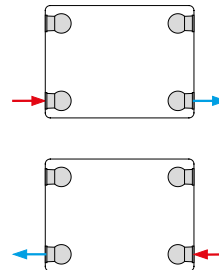


FIXING POSITIONS

All dimensions in mm. Inches in brackets.



PIPING INSTRUCTIONS



CONNECTIONS

Each radiator comes with 1/2" inlet connections as standard.

EN 442 CERTIFICATION DATA - CETIAT TESTED IN ACCORDANCE WITH BS EN 442














Type	Slimline	
Height	1800	2000
W/m at 75/65/20	2725	3056
n-coefficients	1.30	1.31
Heated surface area (m ² /m)	6.90	7.65
Weight (kg/m)	77.81	78.50
Water contents (l/m)	17.50	19.25
Wall to tap centre (mm)	50	50

STEEL THICKNESS 1.5mm

COLOUR GUIDE

A shade for every room, for every interior. Opt for warm elegance, baroque ambience or modern minimalism.

RAL COLOURS

						
RAL 7035 Pale grey	RAL 7038 Agate grey	RAL 7036 Platinum grey	RAL 7030 Stone grey	RAL 7037 Dusty grey	RAL 7015 Slate grey	RAL 9005* Jet black
						
RAL 8017 Chocolate brown	RAL 1016 Sulphur yellow	RAL 1021 Cadmium yellow	RAL 1004 Dark Golden yellow	RAL 2008 Light red orange	RAL 3000 Flame red	RAL 3003 Ruby red
						
RAL 3005 Wine red	RAL 6027 Light green	RAL 6034 Pastel turquoise	RAL 6019 Pastel green	RAL 6033 Turquoise blue	RAL 6020 Chrome green	RAL 6005 Light moss green
						
RAL 5014 Pigeon blue	RAL 5002 Ultramarine blue	RAL 5024 Pastel blue	RAL 5022 Night blue	RAL 5010 Gentian blue	RAL 9016** Traffic white	RAL 9010† Pure white
						
RAL 9001 Cream	RAL 1013 Pearl white	RAL 1015 Light ivory	RAL 9002 Grey white			

Metallic Colours

		
2765G Metallic silver	BR 0004 Gilded aluminium	BR 0007*** Satin metal grey

Where indicated products are only available in this colour: *Excel **Standard white ***Arc, Wave, Optia.
Where indicated products come as standard in RAL 9010 Pure White: †Esprit, Vistaline & Ellipse.

FOR FURTHER INFORMATION ON RAL COLOURS PLEASE VISIT WWW.RALCOLOR.COM



RAL 9016*
Traffic white
comes as
standard on
all radiators.

Stelrad Radiators are available in white (RAL 9016) as standard, however the specific Radiators identified are now available in a variety of colours. The colours shown are reproduced as accurately as this process will allow and can be made to order on the identified products.

All colour radiators have up to an 8 week lead time, and when a coloured radiator or radiators have been ordered they cannot be cancelled or returned.

To request a colour chart please email
marketing@stelrad.com