



# SOFTLINE COMPACT VERTICAL

Softline Series

**50  $\Delta t$**   
(75/65/20°C)


**K2**



Height mm	Length mm	Sections	Stelrad UIN	Watts	Heat output Btu/h	Price excl VAT	Price incl VAT
<b>1800</b>	400	12	87122418	1584	5405	£219.30	£263.16
	500	15	87122518	1980	6756	£241.09	£289.31
	600	18	87122618	2376	8107	£263.89	£316.67

$\Delta t50$  is the UK's industry standard for heating outputs, which has an operating temperature of 75/65/20°C. If you have a low temperature heat source you may wish to consider  $\Delta t40$  or  $\Delta t30$  output (see your installer or system designer or download from [www.stelrad.com](http://www.stelrad.com)).

For EN442 data, technical and installation information please visit our website: [www.stelrad.com](http://www.stelrad.com) and search product downloads.

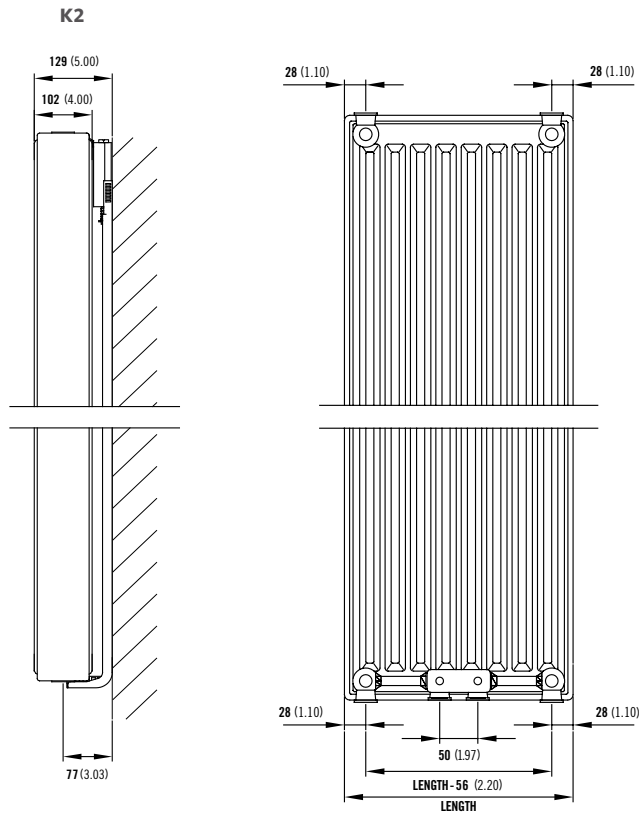
<b>CENTRE TAP TRV</b>		UIN	Elements	Price excl VAT	Price incl VAT
		14531310	CENTRE TAP TRV STRAIGHT WHITE -10MM	£52.65	£63.18
		14531312	CENTRE TAP TRV STRAIGHT WHITE -1/2IN	£52.65	£63.18
		14531315	CENTRE TAP TRV STRAIGHT WHITE -15MM	£52.65	£63.18
		14531410	CENTRE TAP TRV STRAIGHT CHROME -10MM	£52.65	£63.18
		14531412	CENTRE TAP TRV STRAIGHT CHROME -1/2IN	£52.65	£63.18
		14531415	CENTRE TAP TRV STRAIGHT CHROME -15MM	£52.65	£63.18
		14531510	CENTRE TAP TRV ANGLED L WHITE -10MM	£52.65	£63.18
		14531512	CENTRE TAP TRV ANGLED L WHITE -1/2IN	£52.65	£63.18
		14531515	CENTRE TAP TRV ANGLED L WHITE -15MM	£52.65	£63.18
		14531610	CENTRE TAP TRV ANGLED L CHROME -10MM	£52.65	£63.18
		14531612	CENTRE TAP TRV ANGLED L CHROME -1/2IN	£52.65	£63.18
		14531615	CENTRE TAP TRV ANGLED L CHROME -15MM	£52.65	£63.18
		14531710	CENTRE TAP TRV ANGLED R WHITE -10MM	£52.65	£63.18
		14531712	CENTRE TAP TRV ANGLED R WHITE -1/2IN	£52.65	£63.18
		14531715	CENTRE TAP TRV ANGLED R WHITE -15MM	£52.65	£63.18
	14531810	CENTRE TAP TRV ANGLED R CHROME -10MM	£52.65	£63.18	
	14531812	CENTRE TAP TRV ANGLED R CHROME -1/2IN	£52.65	£63.18	
	14531815	CENTRE TAP TRV ANGLED R CHROME -15MM	£52.65	£63.18	

# SOFTLINE COMPACT VERTICAL

Softline Series

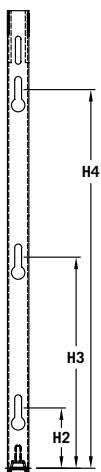
## WALL MOUNTING AND LUG INFORMATION

All dimensions in mm. Inches in brackets.



Comes complete with Stelrad's class leading safety bracket.

## MOUNTING BRACKETS



Height		H2		H3		H4	
mm	inches	mm	inches	mm	inches	mm	inches
1800	70.87	70	2.75	830	43.89	1590	63.58

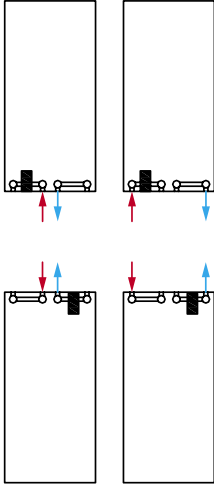
## CONNECTIONS

Each radiator comes with 1/2" inlet connections as standard.

# SOFTLINE COMPACT VERTICAL

Softline Series

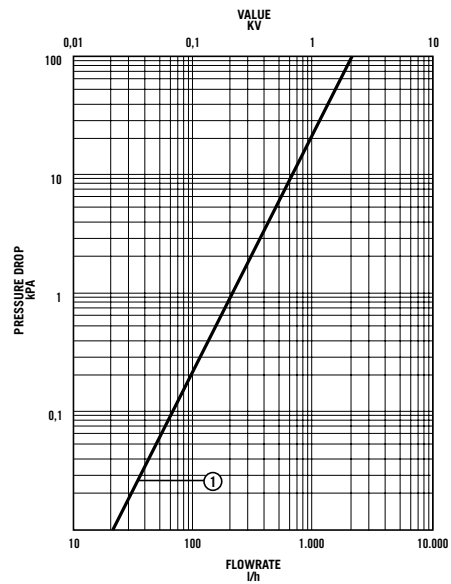
## PIPING OPTIONS



## EN 442 CERTIFICATION DATA - CETIAT TESTED IN ACCORDANCE WITH BS EN 442

Type	K2
Height	1800
W/m at 75/65/20	3960
n-coefficients	1.33
Heated surface area (m <sup>2</sup> /m)	29.90
Weight (kg/m)	88.80
Water contents (l/m)	16.20
Wall to tap centre (mm)	77
K <sub>M</sub>	21.69

## PRESSURE DROPS



① Type K2