



SOFTLINE COMPACT VERTICAL

Softline Series

50 Δt
(75/65/20°C)

K2




Height mm	Length mm	Sections	Stelrad UIN	Watts	Heat output	Btu/h
1800	400	12	87122418	1584		5405
	500	15	87122518	1980		6756
	600	18	87122618	2376		8107

$\Delta t50$ is the UK's industry standard for heating outputs, which has an operating temperature of 75/65/20°C. If you have a low temperature heat source you may wish to consider $\Delta t40$ or $\Delta t30$ output (see your installer or system designer or download from www.stelrad.com).

For EN442 data, technical and installation information please visit our website: www.stelrad.com and search product downloads.

CENTRE TAP TRV	
UIN	Elements
14531310	CENTRE TAP TRV STRAIGHT WHITE -10MM
14531312	CENTRE TAP TRV STRAIGHT WHITE -1/2IN
14531315	CENTRE TAP TRV STRAIGHT WHITE -15MM
14531410	CENTRE TAP TRV STRAIGHT CHROME -10MM
14531412	CENTRE TAP TRV STRAIGHT CHROME -1/2IN
14531415	CENTRE TAP TRV STRAIGHT CHROME -15MM
14531510	CENTRE TAP TRV ANGLED L WHITE -10MM
14531512	CENTRE TAP TRV ANGLED L WHITE -1/2IN
14531515	CENTRE TAP TRV ANGLED L WHITE -15MM
14531610	CENTRE TAP TRV ANGLED L CHROME -10MM
14531612	CENTRE TAP TRV ANGLED L CHROME -1/2IN
14531615	CENTRE TAP TRV ANGLED L CHROME -15MM
14531710	CENTRE TAP TRV ANGLED R WHITE -10MM
14531712	CENTRE TAP TRV ANGLED R WHITE -1/2IN
14531715	CENTRE TAP TRV ANGLED R WHITE -15MM
14531810	CENTRE TAP TRV ANGLED R CHROME -10MM
14531812	CENTRE TAP TRV ANGLED R CHROME -1/2IN
14531815	CENTRE TAP TRV ANGLED R CHROME -15MM

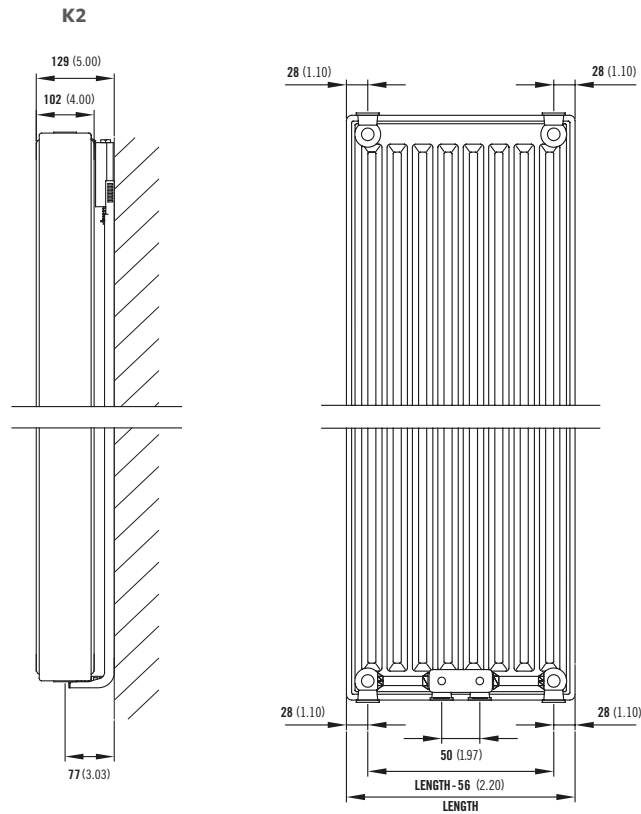


SOFTLINE COMPACT VERTICAL

Softline Series

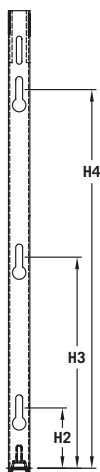
WALL MOUNTING AND LUG INFORMATION

All dimensions in mm. Inches in brackets.



Comes complete with Stelrad's class leading safety bracket.

MOUNTING BRACKETS



Height		H2		H3		H4	
mm	inches	mm	inches	mm	inches	mm	inches
1800	70.87	70	2.75	830	43.89	1590	63.58

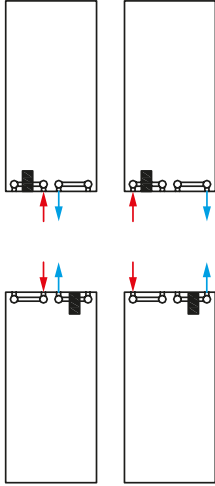
CONNECTIONS

Each radiator comes with 1/2" inlet connections as standard.

SOFTLINE COMPACT VERTICAL

Softline Series

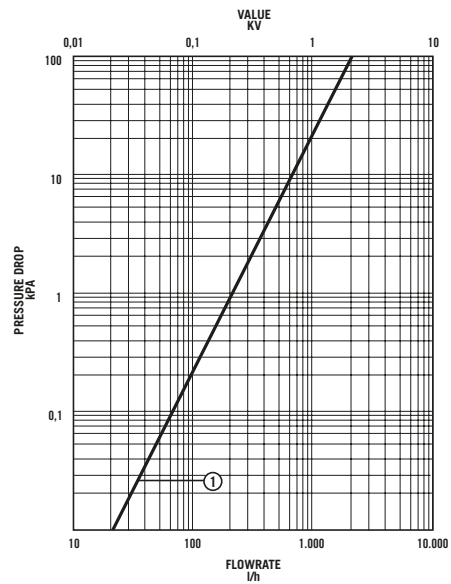
PIPING OPTIONS



EN 442 CERTIFICATION DATA - CETIAT TESTED IN ACCORDANCE WITH BS EN 442

Type	K2
Height	1800
W/m at 75/65/20	3960
n-coefficients	1.33
Heated surface area (m ² /m)	29.90
Weight (kg/m)	88.80
Water contents (l/m)	16.20
Wall to tap centre (mm)	77
K _M	21.69

PRESSURE DROPS



① Type K2