



SOFTLINE COLUMN VERTICAL

Softline Series

50 Δt

(75/65/20°C)

2 COLUMN

Height mm	Length mm	Elements	Columns	Stelrad UIN	Watts	Heat output Btu/hr
1800	352	9	2	563054	868	2962
	444	9	2	563055	1116	3809
2000	352	9	2	563056	966	3297
	444	9	2	563057	1242	4239
2500	352	9	2	563058	1197	4085
	444	9	2	563059	1539	5253

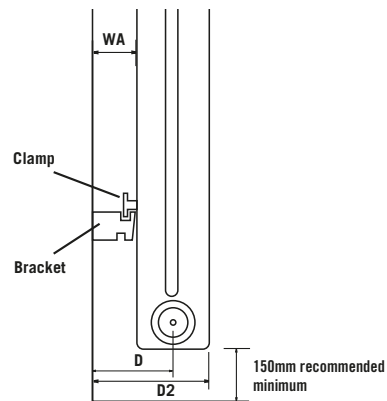
Δt 50 is the UK's industry standard for heating outputs, which has an operating temperature of 75/65/20°C. If you have a low temperature heat source you may wish to consider Δt 40 or Δt 30 output (see your installer or system designer or download from www.stelrad.com).

Due to production tolerances, the length of the product and therefore the tap centres could contain a variation of +/- 1.5% of the overall stated length.

For EN442 data, technical and installation information please visit our website: www.stelrad.com and search product downloads.

BRACKET INSTALLATION

All dimensions in mm. Inches in brackets.



MEASUREMENTS USING 10mm

CVD BRACKETS SLOT

Add 5mm if using 15mm slot

	WA	D	D2
2 Col	23	54	85

Number of columns	Wall to centre of connections		Wall to front face of radiator
	Using 10mm bracket slot	Using 15mm bracket slot	
2	54	59	85 or 90

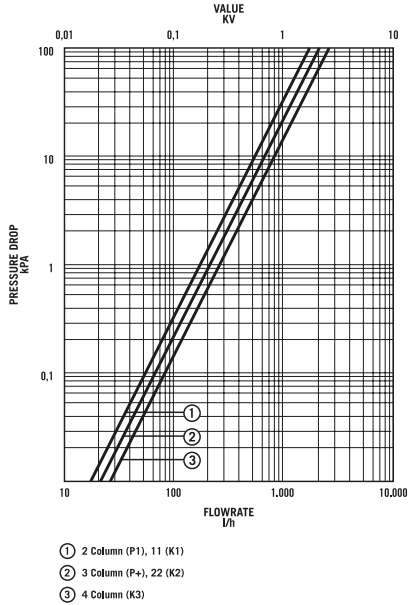
CONNECTIONS

Each radiator comes with 1/2" inlet connections as standard.

SOFTLINE COLUMN VERTICAL

Softline Series

PRESSURE DROPS




CONNECTIONS

Each radiator comes with 1/2" inlet connections as standard.

VALVE INSTALLATION

All dimensions in mm. Inches in brackets.



Note: Factory fitted bushes are welded in place and not removable.
If installing TBOE (Top Bottom Opposite End) please note that the radiator MUST be inverted.

EN 442 CERTIFICATION DATA - CETIAT TESTED IN ACCORDANCE WITH BS EN 442

Type	2 Columns	
Height	1800	2000
W/m at 75/65/20	2696	3000
n-coefficients	1.31	1.31
Heated surface area (m ² /m)	6.09	6.74
Weight (kg/m)	58.70	65.22
Water contents (l/m)	32.61	36.96
Wall to tap centre (mm)	54 / 59	54 / 59