



SOFTLINE DECO CONCEPT

Softline Series

50 Δt
(75/65/20°C)

K1



K2



Height mm	Length mm	Stelrad UIN	Heat output		Stelrad UIN	Heat output	
			Watts	Btu/hr		Watts	Btu/hr
600	400	24601104	348	1187	24602204	640	2184
	600	24601106	522	1781	24602206	961	3279
	800	24601108	696	2375	24602208	1281	4371
	1000	24601110	870	2968	24602210	1601	5463
	1200	24601112	1044	3562	24602212	1921	6554
	1400	24601114	1218	4156	24602214	2241	7646

Δt 50 is the UK's industry standard for heating outputs, which has an operating temperature of 75/65/20°C. If you have a low temperature heat source you may wish to consider Δt 40 or Δt 30 output (see your installer or system designer or download from www.stelrad.com).

For EN442 data, technical and installation information please visit our website: www.stelrad.com and search product downloads.

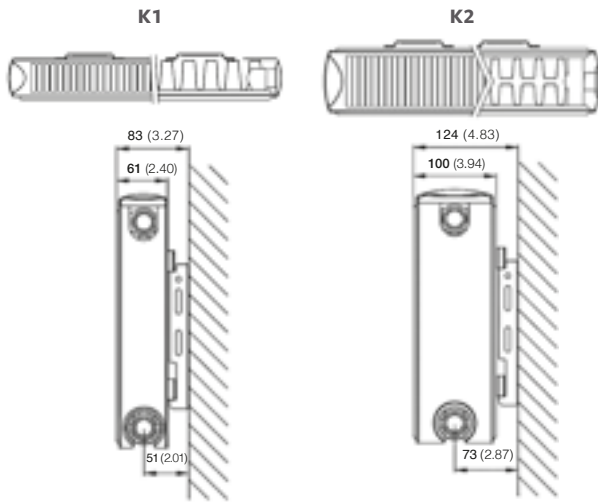
SOFTLINE DECO CONCEPT COMES IN RAL: A7016 ANTHRACITE GREY AND IS AVAILABLE FROM STOCK.

SOFTLINE DECO CONCEPT

Softline Series

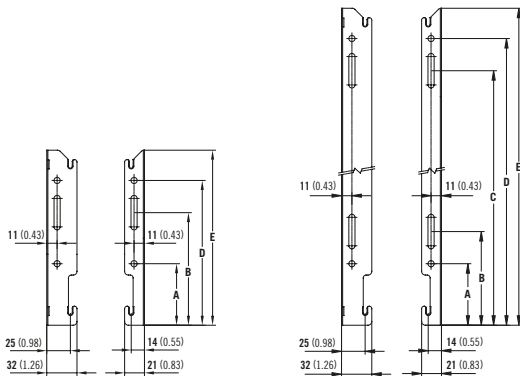
WALL MOUNTING INFORMATION

All dimensions in mm. Inches in brackets.



MOUNTING BRACKETS

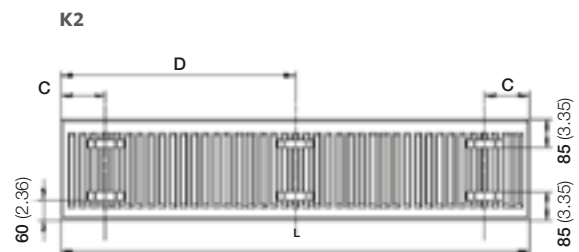
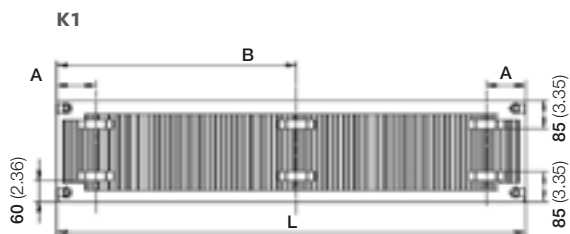
All dimensions in mm. Inches in brackets.



Dimensions	mm	inches
Height	600	23.62
A	65	2.56
B	99	3.90
C	419	16.50
D	453	17.83
E	485	19.09

K1 & K2 LUG POSITIONS (New as of June 2016).

All dimensions in mm. Inches in brackets.



L	K1				K2			
	A		B		C		D	
	mm	in	mm	in	mm	in	mm	in
400	117	4.60	-	-	133	5.24	-	-
500 - 1100	150	5.90	-	-	133	5.24	-	-
1200 - 1600	150	5.90	-	-	133	5.24	-	-
1800 - 2000	150	5.90	(L/2) + 17		133	5.24	L/2	

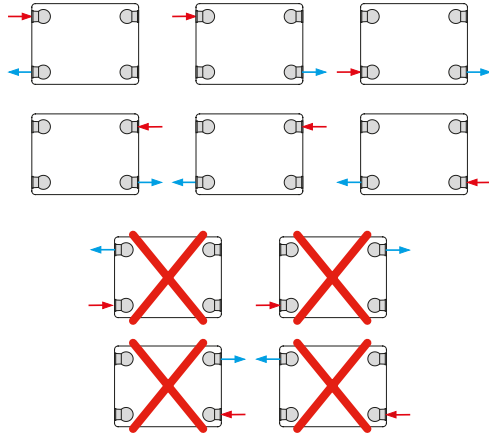
CONNECTIONS

Each radiator comes with 1/2" inlet connections as standard.

SOFTLINE DECO CONCEPT

Softline Series

PIPING OPTIONS



EN 442 CERTIFICATION DATA - CETIAT TESTED IN ACCORDANCE WITH BS EN 442

Type	K1	K2
Height	600	600
W/m at 75/65/20	870	1601
n-coefficients	1.28	1.31
Heated surface area (m ² /m)	4.66	7.74
Weight (kg/m)	24.27	38.40
Water contents (l/m)	3.23	6.20
Wall to tap Centre (mm)	51	73

PRESSURE DROPS

