



VITA COLUMN VERTICAL

Vita Series

50 Δt

(75/65/20°C)

| Height mm | Length mm | Elements | Columns | Stelrad UIN | Heat output Watts | Heat output Btu/hr | Price excl VAT | Price incl VAT |
|-------------|-----------|----------|---------|-------------|-------------------|--------------------|----------------|----------------|
| 1800 | 444 | 9 | 2 | 463055 | 1116 | 3809 | £185.10 | £222.12 |
| 2000 | 444 | 9 | 2 | 463057 | 1242 | 4239 | £185.10 | £222.12 |

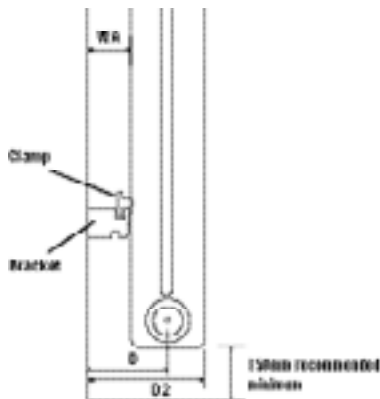
$\Delta t50$ is the UK's industry standard for heating outputs, which has an operating temperature of 75/65/20°C. If you have a low temperature heat source you may wish to consider $\Delta t40$ or $\Delta t30$ output (see your installer or system designer or download from www.stelrad.com).

Due to production tolerances the length of the product and therefore the tap centres could contain a variation of +/- 1.5% of the overall stated length.

For EN442 data, technical and installation information please visit our website: www.stelrad.com and search product downloads.

BRACKET INSTALLATION

All dimensions in mm. Inches in brackets.



MEASUREMENTS USING 10mm

CVD BRACKETS SLOT

Add 5mm if using 15mm slot

| | WA | D | D2 |
|-------|----|----|----|
| 2 Col | 23 | 54 | 85 |

| Number of columns | Wall to centre of connections | | Wall to front face of radiator |
|-------------------|-------------------------------|-------------------------|--------------------------------|
| | Using 10mm bracket slot | Using 15mm bracket slot | |
| 2 | 54 | 59 | 85 or 90 |

CONNECTIONS

Each radiator comes with 1/2" inlet connections as standard.

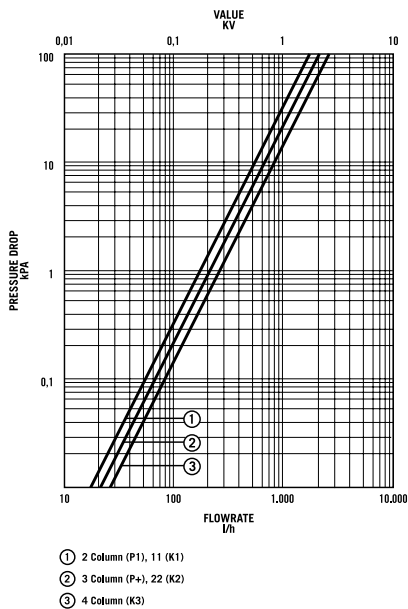
VITA COLUMN VERTICAL

Vita Series

EN 442 CERTIFICATION DATA - CETIAT TESTED IN ACCORDANCE WITH BS EN 442

| Type | 2 Columns | |
|---|-----------|---------|
| Height | 1800 | 2000 |
| W/m at 75/65/20 | 2696 | 3000 |
| n-coefficients | 1.31 | 1.31 |
| Heated surface area (m ² /m) | 6.09 | 6.74 |
| Weight (kg/m) | 58.70 | 65.22 |
| Water contents (l/m) | 32.61 | 36.96 |
| Wall to tap centre (mm) | 54 / 59 | 54 / 59 |

PRESSURE DROPS




CONNECTIONS

Each radiator comes with 1/2" inlet connections as standard.

VALVE INSTALLATION

All dimensions in mm. Inches in brackets.



Note: Factory fitted bushes are welded in place and not removable.
If installing TBOE (Top Bottom Opposite End) please note that the radiator MUST be inverted.