



# VITA CONCORD PLANE

**50  $\Delta t$**

(75/65/20°C)

### SINGLE



### DOUBLE



Height mm	Length mm	Elements	SINGLE				DOUBLE					
			Stelrad UIN	Heat output Watts	Btu/hr	Price excl VAT	Price incl VAT	Stelrad UIN	Heat output Watts	Btu/hr	Price excl VAT	Price incl VAT
<b>444</b>	500	6	448346	392	1338	£117.22	£140.66	448397	685	2337	£205.77	£246.92
	600	6	448347	470	1604	£122.22	£146.66	448398	821	2801	£209.51	£251.41
	700	6	448348	549	1873	£128.46	£154.15	448399	958	3269	£224.47	£269.36
	800	6	448349	627	2139	£134.68	£161.62	448400	1095	3736	£239.44	£287.33
	900	6	448350	706	2409	£137.21	£164.65	448401	1232	4204	£250.67	£300.80
	1000	6	448351	784	2675	£139.67	£167.60	448402	1369	4671	£261.89	£314.27
	1100	6	448352	862	2941	£149.64	£179.57	448403	1506	5139	£280.59	£336.71
	1200	6	448353	941	3211	£162.12	£194.54	448404	1643	5606	£299.30	£359.16
<b>592</b>	1400	6	448354	1098	3747	£168.34	£202.01	448405	1917	6541	£311.78	£374.14
	500	8	448363	501	1709	£137.21	£164.65	448414	849	2897	£249.39	£299.27
	600	8	448364	601	2051	£145.91	£175.09	448415	1018	3474	£261.89	£314.27
	700	8	448365	701	2392	£148.42	£178.10	448416	1188	4054	£274.35	£329.22
	800	8	448366	802	2737	£149.64	£179.57	448417	1358	4634	£286.83	£344.20
	900	8	448367	902	3078	£155.89	£187.07	448418	1527	5210	£305.53	£366.64
	1000	8	448368	1002	3419	£162.12	£194.54	448419	1697	5790	£326.75	£392.10
	1100	8	448369	1102	3760	£174.60	£209.52	448420	1867	6370	£349.20	£419.04
	1200	8	448370	1202	4101	£184.58	£221.50	448421	2036	6947	£374.13	£448.96
	1400	8	448371	1403	4787	£190.79	£228.95	448422	2376	8107	£396.55	£475.86

$\Delta t50$  is the UK's industry standard for heating outputs, which has an operating temperature of 75/65/20°C. If you have a low temperature heat source you may wish to consider  $\Delta t40$  or  $\Delta t30$  output (see your installer or system designer or download from [www.stelrad.com](http://www.stelrad.com)).

For EN442 data, technical and installation information please visit our website: [www.stelrad.com](http://www.stelrad.com) and search product downloads.

#### FLOOR MOUNTING BRACKET INFORMATION

400 - 1500mm	2 feet
--------------	--------

# VITA CONCORD PLANE

Vita Series

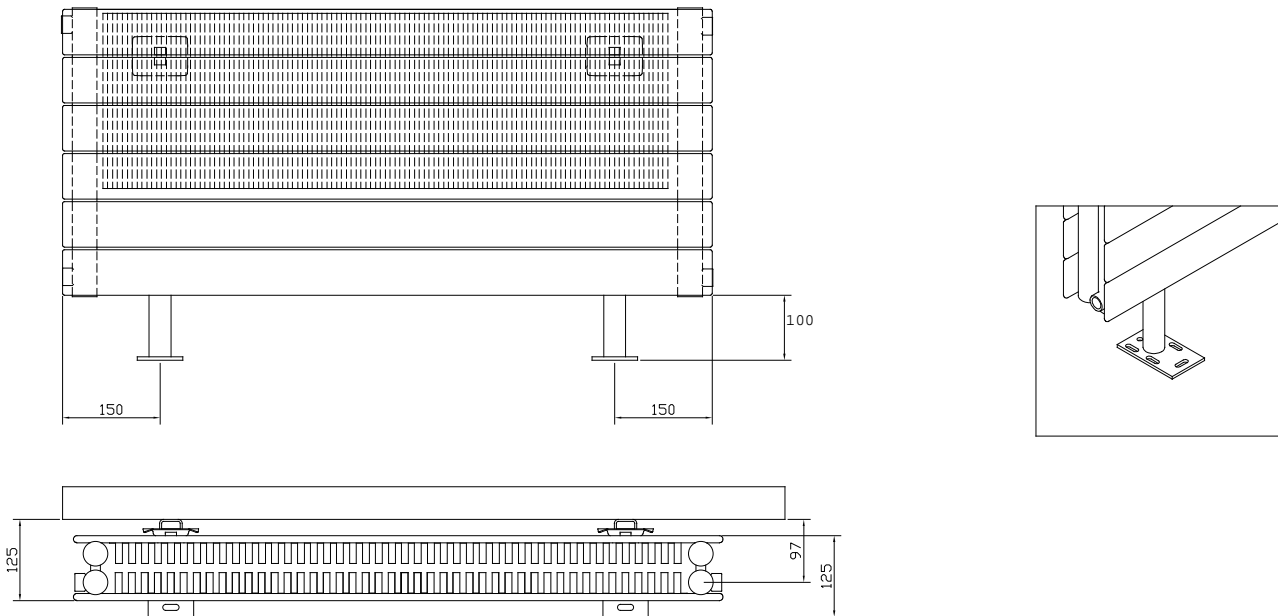
## SINGLE, CONCORD PLANE DOUBLE WALL MOUNTING INFORMATION

All dimensions in mm.

Type	From back of radiator to wall		From wall to centre of connections		From front of radiator to wall	
	mm	inches	mm	inches	mm	inches
Plane Single	11	0.43	57	2.24	85	3.35
Plane Double	25	0.98	97	3.81	125	4.92

## FLOOR MOUNTING POSITIONS

All dimensions in mm. Inches in brackets. Must be specified at time of ordering as they are securely welded during manufacture.

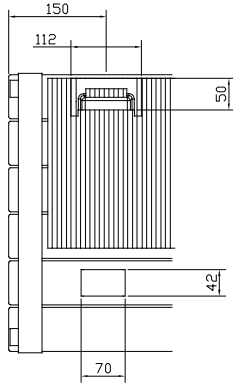


# VITA CONCORD PLANE

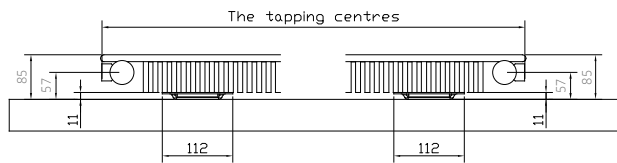
Vita Series

## SINGLE FIXING POSITIONS

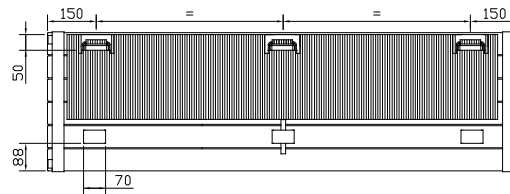
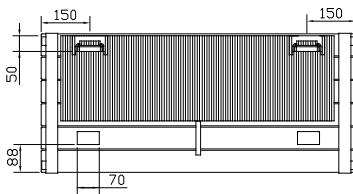
All dimensions in mm. Inches in brackets.



4 Lugs 0.5m to 1.9m

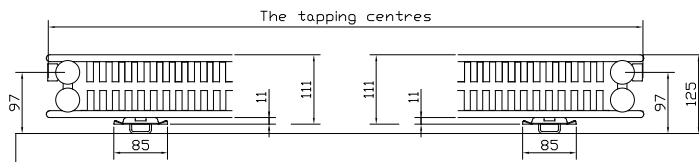
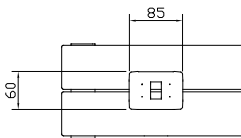


6 Lugs 2.0m to 3.0m

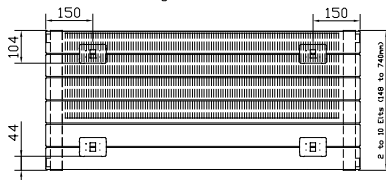


## DOUBLE FIXING POSITIONS

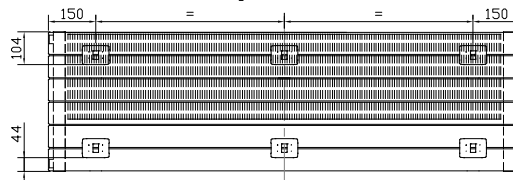
All dimensions in mm. Inches in brackets.



4 Lugs 0.5m to 2.4m



6 Lugs 2.5m to 3.0m



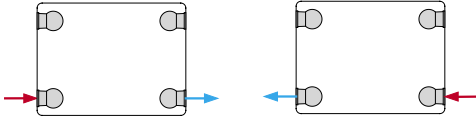
## CONNECTIONS

Each radiator comes with 1/2" inlet connections as standard.

# VITA CONCORD PLANE

Vita Series

## PIPING INSTRUCTIONS

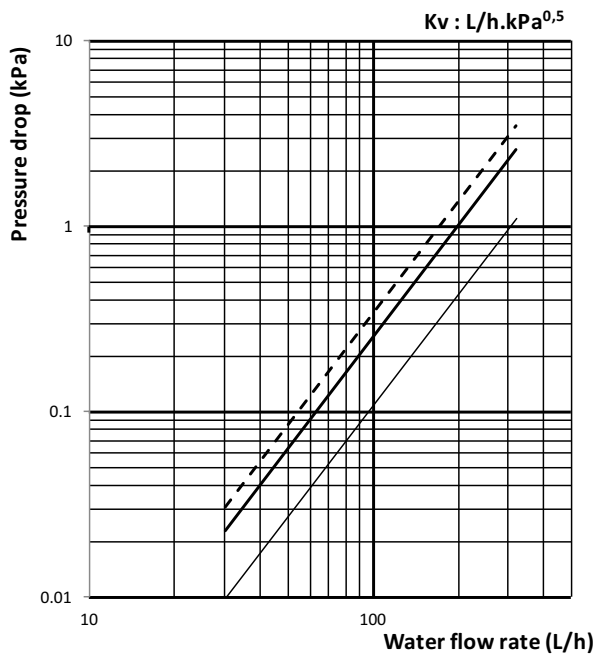


## EN 442 CERTIFICATION DATA - CETIAT TESTED IN ACCORDANCE WITH BS EN 442

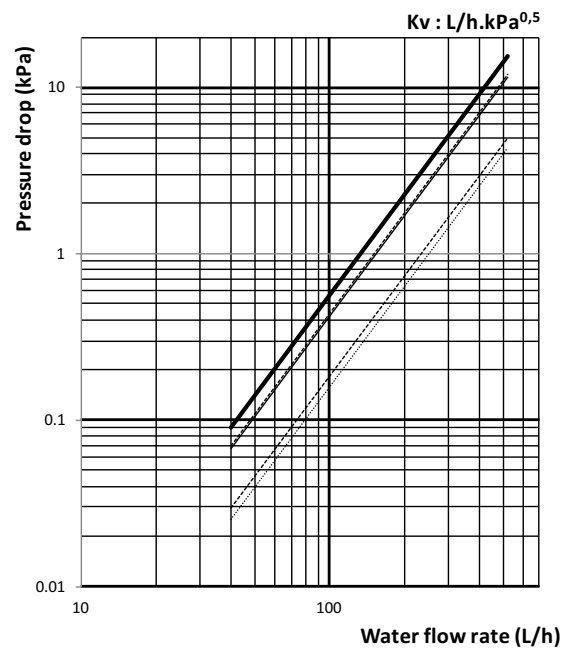
Type	Plane - Single			Plane - Double		
	444	592	740	444	592	740
Height	444	592	740	444	592	740
W/m at 75/65/20	784	1002	1196	1369	1697	2002
n-coefficients	1.24	1.24	1.24	1.28	1.30	1.32
Heated surface area (m <sup>2</sup> /m)	4.97	6.67	7.02	7.82	10.52	11.22
Weight (kg/m)	117.10	20.50	25.70	27.90	37.50	47.50
Water contents (l/m)	4.10	5.40	7.00	8.00	10.80	13.60
Wall to tap centre (mm)	43	43	43	98	98	98

STEEL THICKNESS 1.25mm

## PRESSURE DROPS



- - - Single plane 740 - Kv=199  
 — Single plane 592 - Kv=172  
 — Single plane 444 - Kv=305



..... Double plane 444 - Kv=151  
 ..... Double plane 592 - Kv=233  
 ..... Double plane 740 - Kv=250