

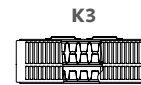


# PLANAR K3

## Special Application Series

**50  $\Delta t$**

(75/65/20°C)



Height mm	Length mm	Sections	Stelrad UIN	Watts	Heat output Btu/hr
<b>300</b>	1000	30	141230	1346	4593
	2000	60	141231	2692	9185
<b>500</b>	600	18	141233	1210	4129
	700	21	141300	1412	4818
	800	24	141234	1614	5507
	900	27	141301	1815	6193
	1000	30	141235	2017	6882
	1100	33	141302	2219	7572
	1200	36	141236	2420	8257
	1400	42	141237	2824	9636
	1600	48	141238	3227	11011
	1800	54	141239	3631	12389
	2000	60	141240	4034	13765
	2400	72	141303	4841	16518
<b>600</b>	400	12	141241	933	3184
	500	15	141304	1166	3979
	600	18	141242	1399	4774
	700	21	141305	1632	5569
	800	24	141243	1866	6367
	900	27	141306	2099	7162
	1000	30	141244	2332	7957
	1100	33	141307	2565	8752
	1200	36	141245	2798	9547
	1400	42	141246	3265	11141
	1600	48	141247	3731	12731
	1800	54	141248	4198	14324
2000	60	141249	4664	15914	
2400	72	141308	5597	19098	
<b>700</b>	500	15	141309	1319	4501
	600	18	141251	1582	5398
	700	21	141310	1846	6299
	800	24	141252	2110	7200
	900	27	141311	2373	8097
	1000	30	141253	2637	8998
	1100	33	141312	2901	9899
	1200	36	141254	3164	10796
	1400	42	141255	3692	12598
	1600	48	141256	4219	14396
	1800	54	141257	4747	16197
	2000	60	141258	5274	17996

$\Delta t50$  is the UK's industry standard for heating outputs, which has an operating temperature of 75/65/20°C. If you have a low temperature heat source you may wish to consider  $\Delta t40$  or  $\Delta t30$  output (see your installer or system designer or download from [www.stelrad.com](http://www.stelrad.com)).

For EN442 data, technical and installation information please visit our website: [www.stelrad.com](http://www.stelrad.com) and search product downloads.

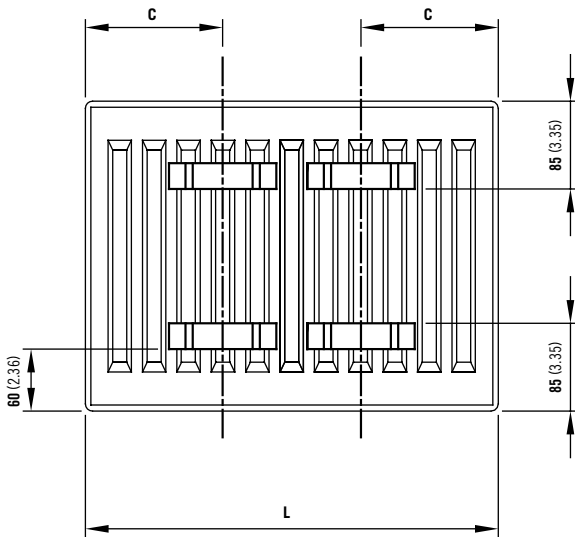
# PLANAR K3

## Special Application Series

### WALL MOUNTING AND LUG INFORMATION

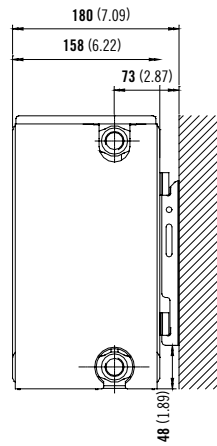
All dimensions in mm. Inches in brackets.

**REAR ELEVATION**

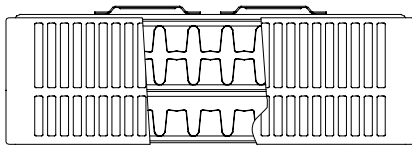


L	C
400 - 1100	133
1200 - 2400	133

**SIDE ELEVATION**



**TOP ELEVATION**



# PLANAR K3

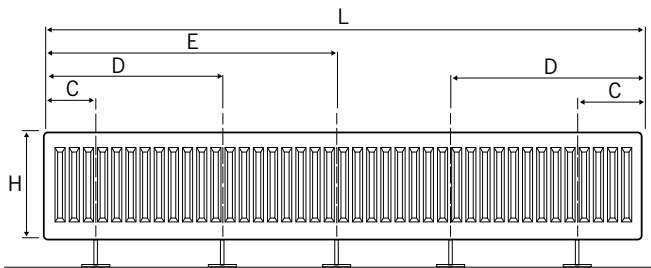
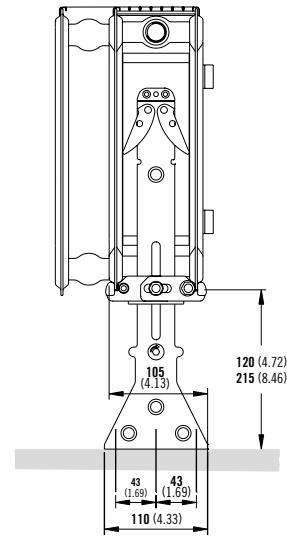
## Special Application Series

### FLOORSTANDING BRACKETS

All dimensions in mm. Inches in brackets.



Floor brackets



	L	400	500 - 1100	1200	1400 - 1800	2000 - 3000
<b>H</b>	Number	2pc				3pc
300	<b>C</b>	117	150	250	250	250
500	<b>E</b>	-	-	-	-	L/2+17

	L	400	500 - 1100	1200	1400 - 1800	2000	2200	2400	2600	2800	3000
<b>H</b>	Number	2pc			3pc	4pc			5pc		
600	<b>C</b>	117	150	250	250	250			250		
700	<b>D</b>	-	-	-	-	750	817	850	750	817	850
	<b>E</b>	-	-	-	817	-	-	-	L/2+17		

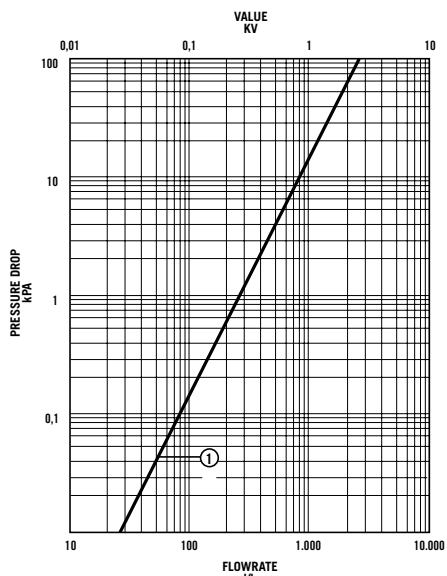
### CONNECTIONS

Each radiator comes with 1/2" inlet connections as standard.

### EN 442 CERTIFICATION DATA - CETIAT TESTED IN ACCORDANCE WITH BS EN 442

Type	K3			
Height	300	500	600	700
W/m at 75/65/20	1349	2056	2389	2712
n-coefficients	1.31	1.32	1.32	1.34
Heated surface area (m2/m)	5.26	9.49	11.61	13.72
Weight (kg/m)	25.20	43.40	52.50	60.77
Water contents (l/m)	5.40	8.33	9.80	11.37
Wall to tap centre (mm)	73	73	73	73

### PRESSURE DROPS



① Type 33 (K3)