



The Stelrad Caliente Rail is a hugely popular tubular option, it's an easy choice for any bathroom or kitchen and any interior setting whether it's a modern, contemporary or period interior. Available in a range of colours.

50 Δt

(75/65/20°C)

STRAIGHT SINGLE

Height mm	Lengths mm	Stelrad UIN	Watts	Heat output Btu/hr
755	450	407501450	389	1327
	500	407501500	431	1471
	600	407501600	517	1764
	750	407501750	645	2201
1199	450	401101450	615	2098
	500	401101500	675	2303
	600	401101600	794	2709
1791	750	401101750	972	3316
	450	401701450	900	3071
	500	401701500	986	3364
2013	600	401701600	1158	3951
	750	401701750	1416	4831
	450	402001450	1002	3419
2013	500	402001500	1099	3750
	600	402001600	1294	4415
	750	402001750	1586	5411


STRAIGHT DOUBLE

Height mm	Lengths mm	Stelrad UIN	Watts	Heat output Btu/hr
755	450	407502450	565	1928
	500	407502500	626	2136
	600	407502600	749	2556
	750	407502750	934	3187
1199	450	401102450	868	2962
	500	401102500	963	3286
	600	401102600	1154	3937
1791	750	401102750	1441	4917
	450	401702450	1268	4326
	500	401702500	1402	4784
2013	600	401702600	1670	5698
	750	401702750	2073	7073
	450	402002450	1427	4869
2013	500	402002500	1576	5377
	600	402002600	1874	6394
	750	402002750	2321	7919

$\Delta t50$ is the UK's industry standard for heating outputs, which has an operating temperature of 75/65/20°C. If you have a low temperature heat source you may wish to consider $\Delta t40$ or $\Delta t30$ output (see your installer or system designer or download from www.stelrad.com).

For EN442 data, technical and installation information please visit our website: www.stelrad.com and search product downloads.

CENTRE TAP TRV



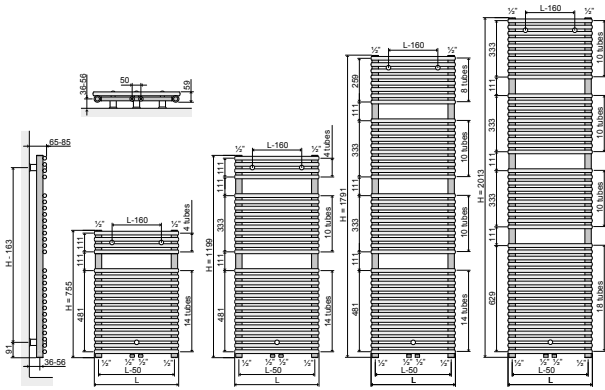
UIN	Elements
14531310	CENTRE TAP TRV STRAIGHT WHITE -10MM
14531312	CENTRE TAP TRV STRAIGHT WHITE -1/2IN
14531315	CENTRE TAP TRV STRAIGHT WHITE -15MM
14531410	CENTRE TAP TRV STRAIGHT CHROME -10MM
14531412	CENTRE TAP TRV STRAIGHT CHROME -1/2IN
14531415	CENTRE TAP TRV STRAIGHT CHROME -15MM
14531510	CENTRE TAP TRV ANGLED L WHITE -10MM
14531512	CENTRE TAP TRV ANGLED L WHITE -1/2IN
14531515	CENTRE TAP TRV ANGLED L WHITE -15MM
14531610	CENTRE TAP TRV ANGLED L CHROME -10MM
14531612	CENTRE TAP TRV ANGLED L CHROME -1/2IN
14531615	CENTRE TAP TRV ANGLED L CHROME -15MM
14531710	CENTRE TAP TRV ANGLED R WHITE -10MM
14531712	CENTRE TAP TRV ANGLED R WHITE -1/2IN
14531715	CENTRE TAP TRV ANGLED R WHITE -15MM
14531810	CENTRE TAP TRV ANGLED R CHROME -10MM
14531812	CENTRE TAP TRV ANGLED R CHROME -1/2IN
14531815	CENTRE TAP TRV ANGLED R CHROME -15MM

CALIENTE RAIL

Boutique Series

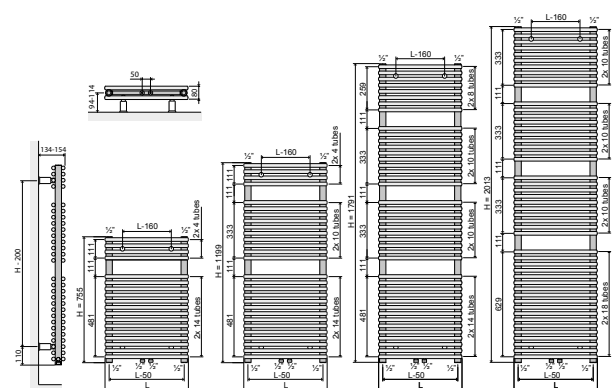
SINGLE WALL MOUNTING INFORMATION

All dimensions in mm. Inches in brackets.



DOUBLE WALL MOUNTING INFORMATION

All dimensions in mm. Inches in brackets.

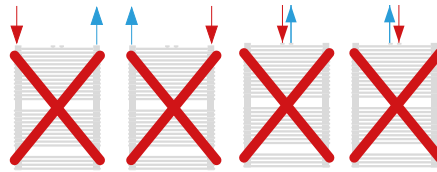
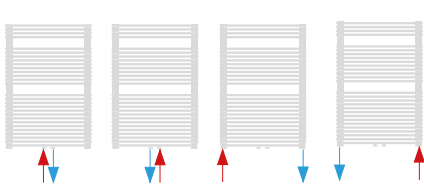


CONNECTIONS

Each radiator comes with 1/2" inlet connections as standard.

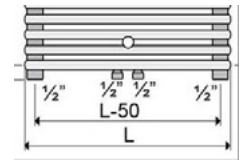
PIPING OPTIONS

Single and Double.



Piping options: BBOE (Bottom, Bottom, Opposite, End)

TAPPING CENTRES



EN 442 CERTIFICATION DATA - CETIAT TESTED IN ACCORDANCE WITH BS EN 442

SINGLE


Type																
Tube Quantity	18	18	18	18	28	28	28	28	42	42	42	42	48	48	48	48
Height	755	755	755	755	1199	1199	1199	1199	1791	1791	1791	1791	2013	2013	2013	2013
Length	450	500	600	750	450	500	600	750	450	500	600	750	450	500	600	750
W/m at 75/65/20	389	431	517	645	615	675	794	972	900	986	1158	1416	1002	1099	1294	1586
n-coefficients	1.18	1.17	1.15	1.13	1.21	1.20	1.19	1.17	1.24	1.23	1.21	1.17	1.26	1.24	1.21	1.17
Heated surface area (m ² /m)	0.75	0.82	0.94	1.13	1.18	1.28	1.47	1.76	1.77	1.91	2.20	2.64	2.01	2.18	2.51	3.01
Weight (kg/m)	6.80	7.40	8.50	10.20	10.90	11.80	13.50	16.10	17.30	18.60	21.30	25.20	18.90	20.40	23.40	27.80
Water contents (l/m)	3.70	4.00	4.50	5.30	5.90	6.30	7.10	8.30	9.10	9.70	11.00	12.90	10.00	10.70	12.00	14.10

DOUBLE

Type																
Tube Quantity	2x17	2x17	2x17	2x17	2x27	2x27	2x27	2x27	2x41	2x41	2x41	2x41	2x47	2x47	2x47	2x47
Height	755	755	755	755	1199	1199	1199	1199	1791	1791	1791	1791	2013	2013	2013	2013
Length	450	500	600	750	450	500	600	750	450	500	600	750	450	500	600	750
W/m at 75/65/20	565	626	749	934	868	963	1154	1441	1269	1402	1670	2073	1427	1576	1874	2321
n-coefficients	1.21	1.21	1.20	1.19	1.23	1.23	1.22	1.21	1.25	1.24	1.23	1.20	1.25	1.24	1.23	1.21
Heated surface area (m ² /m)	1.33	1.45	1.70	2.07	2.07	2.26	2.65	3.23	3.10	3.39	3.97	4.85	3.54	3.87	4.53	5.53
Weight (kg/m)	12.47	13.59	15.82	19.17	19.40	21.14	24.61	29.82	29.15	31.75	36.94	44.72	33.20	36.14	42.01	50.82
Water contents (l/m)	6.62	7.19	8.32	10.02	10.30	11.18	12.95	15.59	15.32	16.62	19.23	23.13	17.60	19.11	22.13	26.65
Km	4.91	5.54	6.86	9.00	6.97	7.87	9.77	12.84	9.54	10.84	13.64	18.38	10.66	12.10	15.21	20.48

COLOUR GUIDE

NATURAL COLOURS



METALLIC COLOURS



RAL COLOURS



FOR FURTHER INFORMATION ON RAL COLOURS PLEASE VISIT WWW.RALCOLOR.COM



RAL 9016**
Traffic white
comes as
standard on
all radiators.

Stelrad Radiators are available in white (RAL 9016) as standard, however the specific Radiators identified are now available in a variety of colours. The colours shown are reproduced as accurately as this process will allow and can be made to order on the identified products.

All colour radiators have up to an 8 week lead time, and when a coloured radiator or radiators have been ordered they cannot be cancelled or returned.

To request a colour chart please email marketing@stelrad.com