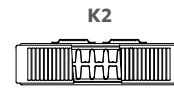


VITA SILHOUETTE CONCEPT

Vita Series

50 Δt
(75/65/20°C)



Height mm	Length mm	Stelrad UIN	Heat output		Stelrad UIN	Heat output	
			Watts	Btu/h		Watts	Btu/h
600	400	51601104	348	1187	51602204	640	2184
	600	51601106	522	1781	51602206	961	3279
	700	51601107	609	2078	51602207	1121	3825
	800	51601108	696	2375	51602208	1281	4371
	900	51601109	783	2672	51602209	1441	4917
	1000	51601110	870	2968	51602210	1601	5463
	1100	51601111	957	3265	51602211	1761	6009
	1200	51601112	1044	3562	51602212	1921	6554
	1400	51601114	1218	4156	51602214	2241	7646

$\Delta t50$ is the UK's industry standard for heating outputs, which has an operating temperature of 75/65/20°C. If you have a low temperature heat source you may wish to consider $\Delta t40$ or $\Delta t30$ output (see your installer or system designer or download from www.stelrad.com).

For EN442 data, technical and installation information please visit our website: www.stelrad.com and search product downloads.

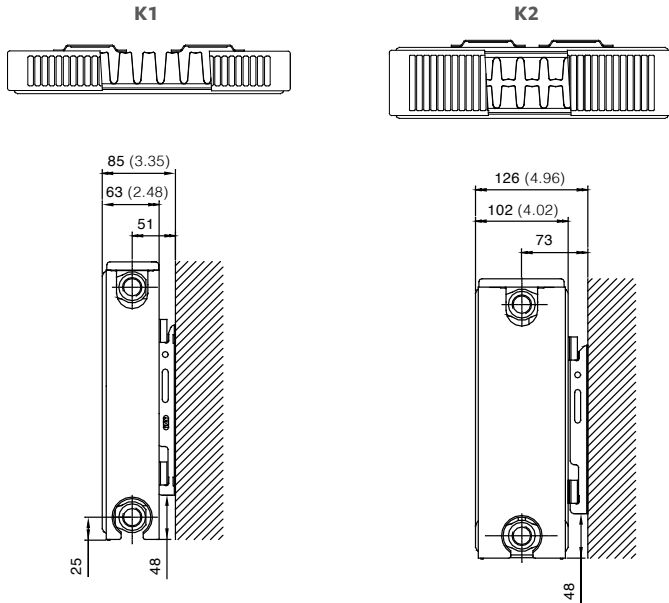
VITA SILHOUETTE CONCEPT COMES IN RAL: A7016 ANTHRACITE GREY AND IS AVAILABLE FROM STOCK.

VITA SILHOUETTE CONCEPT

Vita Series

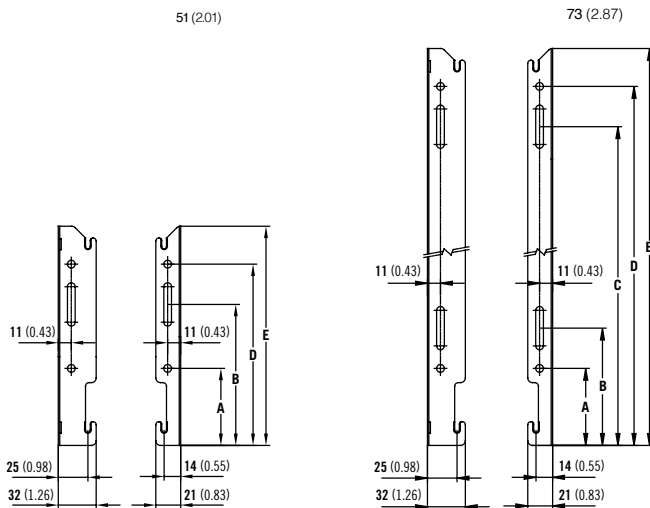
WALL MOUNTING AND LUG INFORMATION

All dimensions in mm. Inches in brackets.



MOUNTING BRACKETS

All dimensions in mm. Inches in brackets. Floor mounting brackets available.



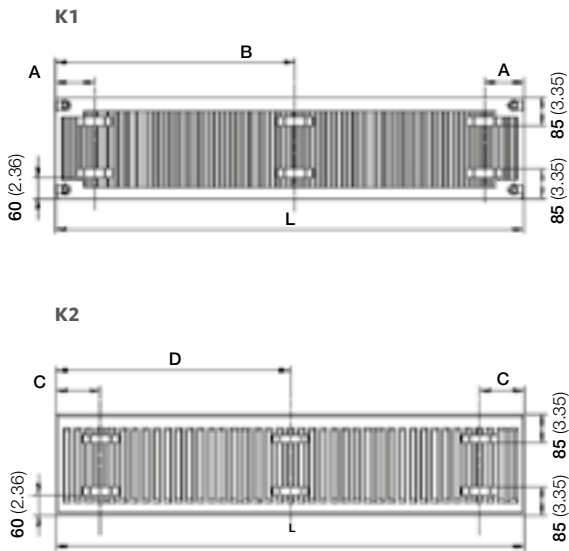
Dimensions	mm	inches	mm	inches	mm	inches
Height	300	11.81	450	17.72	600	23.62
A	65	2.56	65	2.56	65	2.56
B	119	4.69	99	3.90	99	3.90
C	-	-	269	10.59	419	16.50
D	153	6.02	303	11.93	453	17.83
E	185	7.28	335	13.19	485	19.09

VITA SILHOUETTE CONCEPT

Vita Series

K1 & K2 LUG POSITIONS

All dimensions in mm. Inches in brackets.

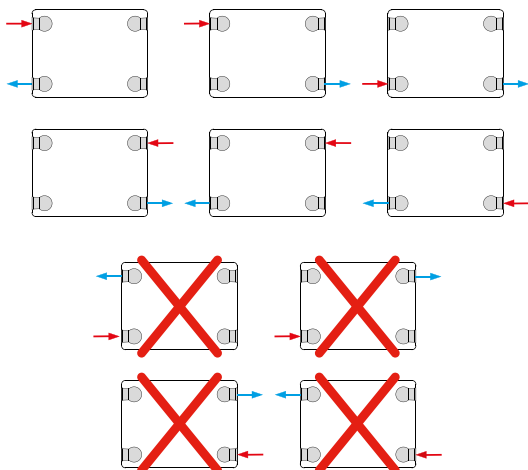


L	K1				K2			
	A		B		C		D	
	mm	in	mm	in	mm	in	mm	in
400	117	4.60	-	-	133	5.24	-	-
500 - 1100	150	5.90	-	-	133	5.24	-	-
1200 - 1600	150	5.90	-	-	133	5.24	-	-
1800 - 2000	150	5.90	(L/2) + 17		133	5.24	L/2	

CONNECTIONS

Each radiator comes with 1/2" inlet connections as standard.

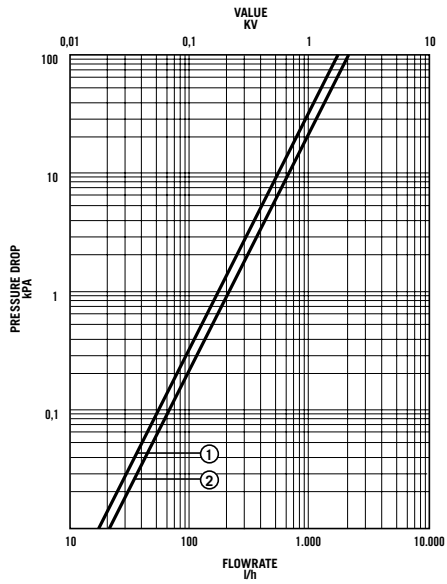
PIPING OPTIONS



VITA SILHOUETTE CONCEPT

Vita Series

PRESSURE DROP



- ① Type 11 (K1)
- ② Type 22 (K2)