



VITA COMPACT K3

Vita Series

50 Δt

(75/65/20°C)

K3



| Height mm | Length mm | Sections | Stelrad UIN | Heat output | |
|--------------|--------------|----------|----------------|-------------|--------|
| | | | | Watts | Btu/hr |
| 600 | 400 | 12 | 76603304 | 956 | 3262 |
| | 500 | 15 | 76603305 | 1195 | 4077 |
| | 600 | 18 | 76603306 | 1433 | 4889 |
| | 700 | 21 | 76603307 | 1672 | 5705 |
| | 800 | 24 | 76603308 | 1911 | 6520 |
| | 900 | 27 | 76603309 | 2150 | 7336 |
| | 1000 | 30 | 76603310 | 2389 | 8151 |
| | 1100 | 33 | 76603311 | 2628 | 8967 |
| | 1200 | 36 | 76603312 | 2867 | 9782 |
| | 1400 | 42 | 76603314 | 3345 | 11413 |

$\Delta t50$ is the UK's industry standard for heating outputs, which has an operating temperature of 75/65/20°C. If you have a low temperature heat source you may wish to consider $\Delta t40$ or $\Delta t30$ output (see your installer or system designer or download from www.stelrad.com).

For EN442 data, technical and installation information please visit our website: www.stelrad.com and search product downloads.

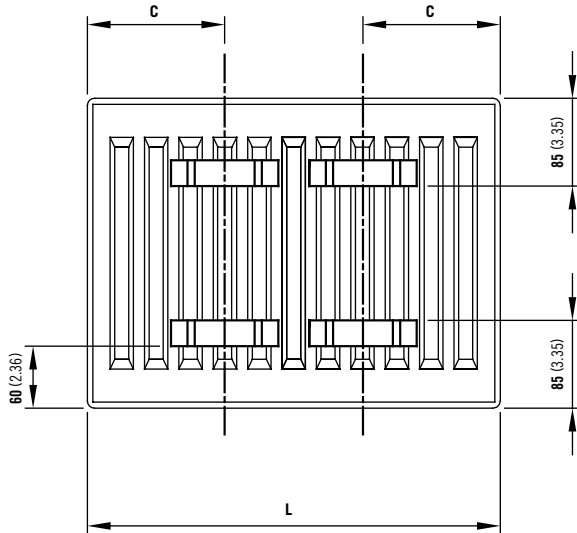
VITA COMPACT K3

Vita Series

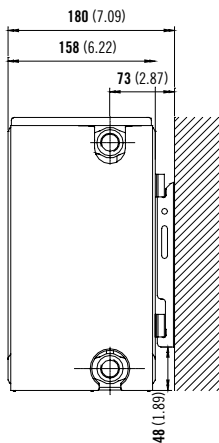
WALL MOUNTING AND LUG INFORMATION

All dimensions in mm. Inches in brackets.

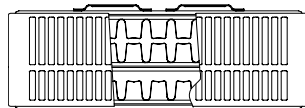
REAR ELEVATION



SIDE ELEVATION



TOP ELEVATION




| L | C |
|-------------|-----|
| 400 - 1100 | 133 |
| 1200 - 2400 | 133 |

VITA COMPACT K3

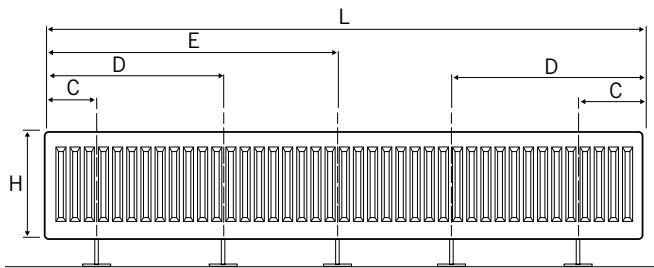
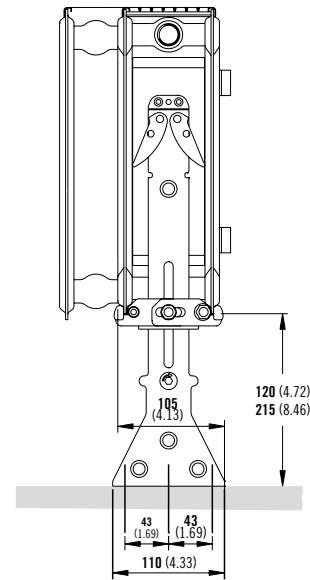
Vita Series

FLOORSTANDING BRACKETS

All dimensions in mm. Inches in brackets.



Floor brackets



| | L | 400 | 500 - 1100 | 1200 | 1400 - 1800 | 2000 - 3000 |
|-----|--------|-----|------------|------|-------------|-------------|
| H | Number | 2pc | | | | 3pc |
| 300 | C | 117 | 150 | 250 | 250 | 250 |
| 500 | E | - | - | - | - | L/2+17 |

| | L | 400 | 500 - 1100 | 1200 | 1400 - 1800 | 2000 | 2200 | 2400 | 2600 | 2800 | 3000 |
|-----|--------|-----|------------|------|-------------|------|------|------|--------|------|------|
| H | Number | 2pc | | | 3pc | 4pc | | | 5pc | | |
| 600 | C | 117 | 150 | 250 | 250 | 250 | | | 250 | | |
| 700 | D | - | - | - | - | 750 | 817 | 850 | 750 | 817 | 850 |
| | E | - | - | - | 817 | - | - | - | L/2+17 | | |

CONNECTIONS

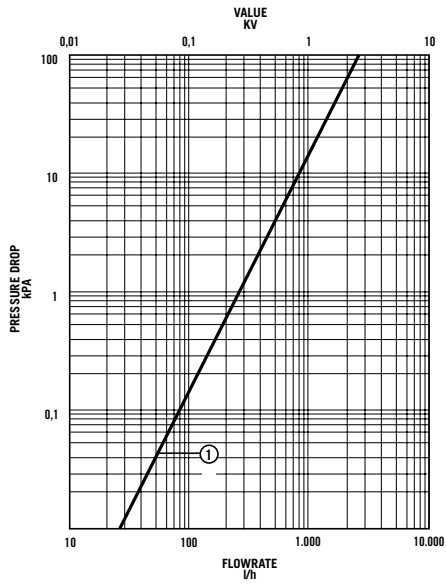
Each radiator comes with 1/2" inlet connections as standard.

EN 442 CERTIFICATION DATA - CETIAT TESTED IN ACCORDANCE WITH BS EN 442

| Type | K3 |
|----------------------------|-------|
| Height | 600 |
| W/m at 75/65/20 | 2389 |
| n-coefficients | 1.32 |
| Heated surface area (m2/m) | 11.61 |
| Weight (kg/m) | 52.50 |
| Water contents (l/m) | 9.80 |
| Wall to tap centre (mm) | 73 |

VITA COMPACT K3

PRESSURE DROPS



① Type 33 (K3)