



SOFTLINE CONCORD SLIMLINE

Softline Series

50 Δt

(75/65/20°C)

Height mm	Length mm	Elements	Stelrad UIN	Heat output	
				Watts	Btu/hr
1800	320	8	548300	872	2975
	440	11	548301	1199	4091
	520	13	548302	1417	4835
	640	16	548303	1744	5951
2000	320	8	548304	978	3337
	440	11	548305	1344	4586
	520	13	548306	1589	5422
	640	16	548307	1956	6674

Δt 50 is the UK's industry standard for heating outputs, which has an operating temperature of 75/65/20°C. If you have a low temperature heat source you may wish to consider Δt 40 or Δt 30 output (see your installer or system designer or download from www.stelrad.com).

For EN442 data, technical and installation information please visit our website: www.stelrad.com and search product downloads.

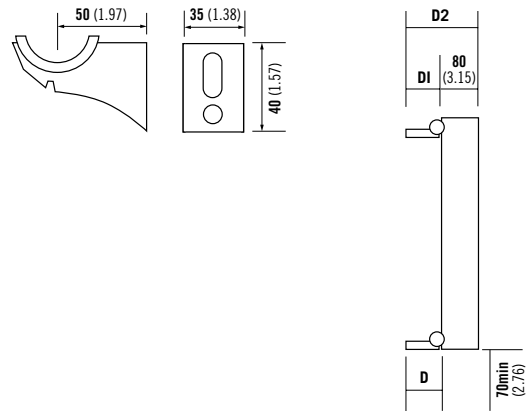
SOFTLINE CONCORD SLIMLINE

Softline Series

WALL MOUNTING INFORMATION

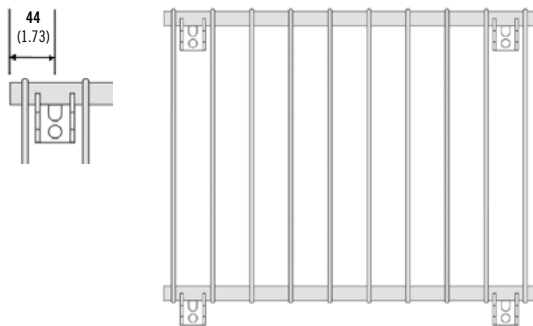
All dimensions in mm. Inches in brackets.

Type	Back face to finished wall D		Connection centres from finished wall D1		Front face from finished wall D2	
	mm	mm	mm	mm	mm	mm
Slimline	35	1.38	50	1.97	130	5.12

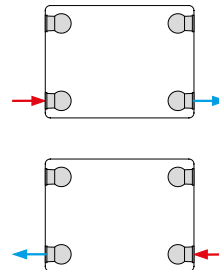


FIXING POSITIONS

All dimensions in mm. Inches in brackets.



PIPING INSTRUCTIONS



CONNECTIONS

Each radiator comes with 1/2" inlet connections as standard.

EN 442 CERTIFICATION DATA - CETIAT TESTED IN ACCORDANCE WITH BS EN 442

Type	Slimline	
	Height	1800
W/m at 75/65/20	2725	3056
n-coefficients	1.30	1.31
Heated surface area (m ² /m)	6.90	7.65
Weight (kg/m)	77.81	78.50
Water contents (l/m)	17.50	19.25
Wall to tap centre (mm)	50	50

STEEL THICKNESS 1.5mm