



The Stelrad Concord Slimline Concept radiator in Anthracite grey makes a statement and maximises space in your room, without compromising on output.

# CONCORD SLIMLINE CONCEPT

Boutique Series

**50  $\Delta t$**

(75/65/20°C)

Height mm	Length mm	Elements	Stelrad UIN	Watts	Heat output Btu/hr
<b>1800</b>	320	8	448658	872	2975
	440	11	448659	1199	4091
	520	13	448660	1417	4835
	640	16	448661	1744	5951

$\Delta t$ 50 is the UK's industry standard for heating outputs, which has an operating temperature of 75/65/20°C. If you have a low temperature heat source you may wish to consider  $\Delta t$ 40 or  $\Delta t$ 30 output (see your installer or system designer or download from [www.stelrad.com](http://www.stelrad.com)).

For EN442 data, technical and installation information please visit our website: [www.stelrad.com](http://www.stelrad.com) and search product downloads.

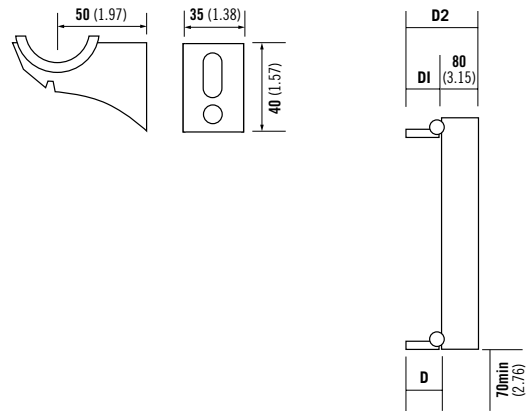
# CONCORD SLIMLINE CONCEPT

Boutique Series

## WALL MOUNTING INFORMATION

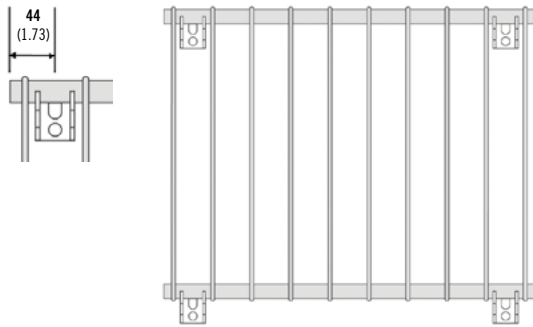
All dimensions in mm. Inches in brackets.

Type	Back face to finished wall D		Connection centres from finished wall D1		Front face from finished wall D2	
	mm	mm	mm	mm	mm	mm
Slimline	35	1.38	50	1.97	130	5.12

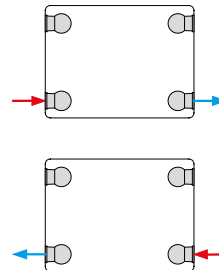


## FIXING POSITIONS

All dimensions in mm. Inches in brackets.



## PIPING INSTRUCTIONS



## CONNECTIONS

Each radiator comes with 1/2" inlet connections as standard.

## EN 442 CERTIFICATION DATA - CETIAT TESTED IN ACCORDANCE WITH BS EN 442

Type	Slimline	
Height	1800	2000
W/m at 75/65/20	2725	3056
n-coefficients	1.30	1.31
Heated surface area (m <sup>2</sup> /m)	6.90	7.65
Weight (kg/m)	77.81	78.50
Water contents (l/m)	17.50	19.25
Wall to tap centre (mm)	50	50

**STEEL THICKNESS 1.5mm**