

The Stelrad Plan Vertical is a popular flat vertical radiator that adds a minimalist style to complement any room.

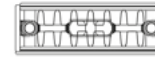
PLAN VERTICAL

Boutique Series

50 Δt

(75/65/20°C)


K2



Height mm	Length mm	Sections	Stelrad UIN	Watts	Heat output Btu/h
1800	400	12	89322418	1476	5036
	500	15	89322518	1845	6295
	600	18	89322618	2214	7554

$\Delta t50$ is the UK's industry standard for heating outputs, which has an operating temperature of 75/65/20°C. If you have a low temperature heat source you may wish to consider $\Delta t40$ or $\Delta t30$ output (see your installer or system designer or download from www.stelrad.com).

For EN442 data, technical and installation information please visit our website: www.stelrad.com and search product downloads.

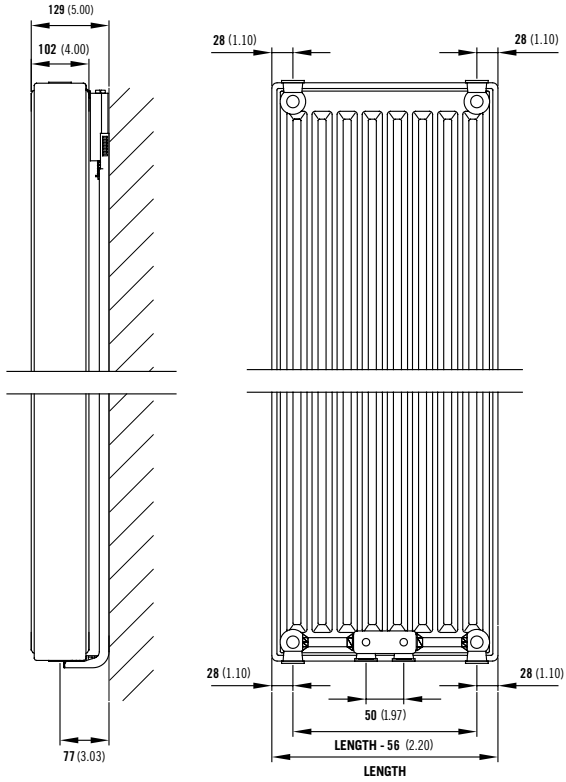
CENTRE TAP TRV	CENTRE TAP TRV	
	UIN	Elements
	14531310	CENTRE TAP TRV STRAIGHT WHITE -10MM
	14531312	CENTRE TAP TRV STRAIGHT WHITE -1/2IN
	14531315	CENTRE TAP TRV STRAIGHT WHITE -15MM
	14531410	CENTRE TAP TRV STRAIGHT CHROME -10MM
	14531412	CENTRE TAP TRV STRAIGHT CHROME -1/2IN
	14531415	CENTRE TAP TRV STRAIGHT CHROME -15MM
	14531510	CENTRE TAP TRV ANGLED L WHITE -10MM
	14531512	CENTRE TAP TRV ANGLED L WHITE -1/2IN
	14531515	CENTRE TAP TRV ANGLED L WHITE -15MM
	14531610	CENTRE TAP TRV ANGLED L CHROME -10MM
	14531612	CENTRE TAP TRV ANGLED L CHROME -1/2IN
	14531615	CENTRE TAP TRV ANGLED L CHROME -15MM
	14531710	CENTRE TAP TRV ANGLED R WHITE -10MM
	14531712	CENTRE TAP TRV ANGLED R WHITE -1/2IN
	14531715	CENTRE TAP TRV ANGLED R WHITE -15MM
14531810	CENTRE TAP TRV ANGLED R CHROME -10MM	
14531812	CENTRE TAP TRV ANGLED R CHROME -1/2IN	
14531815	CENTRE TAP TRV ANGLED R CHROME -15MM	

PLAN VERTICAL

Boutique Series

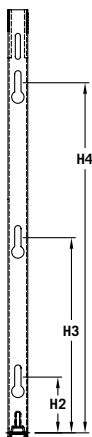
WALL MOUNTING AND LUG INFORMATION

All dimensions in mm. Inches in brackets.



Comes complete with Stelrad's class leading safety bracket.

MOUNTING BRACKETS



Height		H2		H3		H4	
mm	inches	mm	inches	mm	inches	mm	inches
1800	70.87	70	2.75	830	43.89	1590	63.58

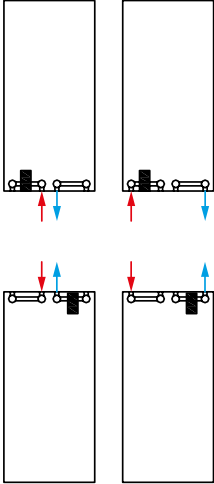
CONNECTIONS

Each radiator comes with 1/2" inlet connections as standard.

PLAN VERTICAL

Boutique Series

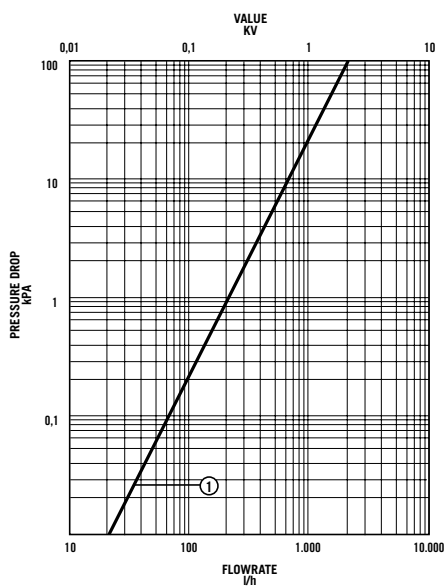
PIPING OPTIONS



EN 442 CERTIFICATION DATA - CETIAT TESTED IN ACCORDANCE WITH BS EN 442

Type	K2
Height	1800
W/m at 75/65/20	3690
n-coefficients	1.32
Heated surface area (m ² /m)	29.90
Weight (kg/m)	105.30
Water contents (l/m)	15.90
Wall to tap centre (mm)	77
K _M	20.70

PRESSURE DROPS



① Type 21 (P+), 22 (K2)