

HOME

SERIES

Cast Iron
Column

BRINGING RADIATOR STYLE INTO UK HOMES

CAST IRON COLUMN

50Δt

(75/65/20°C)

4 COLUMN

6 COLUMN

Height mm	Length mm	Sections	Stelrad UIN	Heat output Watts	Btu/h	Weight (kg)	Stelrad UIN	Heat output Watts	Btu/h	Weight (kg)
360	512	8	264073h	344	1174	28	-	-	-	-
	573	9	264074h	387	1320	31	-	-	-	-
	634	10	264075h	430	1467	34	-	-	-	-
	695	11	264076h	473	1614	38	-	-	-	-
	756	12	264077h	516	1761	41	-	-	-	-
	816	13	264078h	559	1907	45	-	-	-	-
	877	14	264079h	602	2054	48	-	-	-	-
	938	15	264080h	645	2201	52	-	-	-	-
	999	16	264081h	688	2347	55	-	-	-	-
	1060	17	264082h	731	2494	59	-	-	-	-
	1120	18	264083h	774	2641	62	-	-	-	-
505	1181	19	264084h	817	2788	65	-	-	-	-
	512	8	264085h	520	1774	34	264037h	760	2593	67
	573	9	264086h	585	1996	38	264038h	855	2917	75
	634	10	264087h	650	2218	42	264039h	950	3241	84
	695	11	264088h	715	2440	46	264040h	1045	3566	92
	756	12	264089h	780	2661	50	264041h	1140	3890	100
	816	13	264090h	845	2883	55	264042h	1235	4214	109
	877	14	264091h	910	3105	59	264043h	1330	4538	117
	938	15	264092h	975	3327	63	264044h	1425	4862	125
	999	16	264093h	1040	3548	67	264045h	1520	5186	134
	1060	17	264094h	1105	3770	71	264046h	1615	5510	142
660	1120	18	264095h	1170	3992	75	264047h	1710	5835	150
	1181	19	264096h	1235	4214	80	264048h	1805	6159	159
	512	8	264001h	744	2539	44	264049h	1064	3630	77
	573	9	264002h	837	2856	50	264050h	1197	4084	86
	634	10	264003h	930	3173	56	264051h	1330	4538	96
	695	11	264004h	1023	3490	61	264052h	1463	4992	105
	756	12	264005h	1116	3808	67	264053h	1596	5446	115
	816	13	264006h	1209	4125	72	264054h	1729	5899	125
	877	14	264007h	1302	4442	78	264055h	1862	6353	134
	938	15	264008h	1395	4760	83	264056h	1995	6807	144
	999	16	264009h	1488	5077	89	264057h	2128	7261	153
760	1060	17	264010h	1581	5394	94	264058h	2261	7715	163
	1120	18	264011h	1674	5712	100	264059h	2394	8168	173
	1181	19	264012h	1767	6029	106	264060h	2527	8622	182
	512	8	264013h	864	2948	50	-	-	-	-
	573	9	264014h	972	3316	56	-	-	-	-
	634	10	264015h	1080	3685	62	-	-	-	-
	695	11	264016h	1188	4053	68	-	-	-	-
	756	12	264017h	1296	4422	75	-	-	-	-
	816	13	264018h	1404	4790	81	-	-	-	-
	877	14	264019h	1512	5159	87	-	-	-	-
	938	15	264020h	1620	5527	93	-	-	-	-
960	999	16	264021h	1728	5896	100	-	-	-	-
	1060	17	264022h	1836	6264	106	-	-	-	-
	1120	18	264023h	1944	6633	112	-	-	-	-
	1181	19	264024h	2052	7001	118	-	-	-	-
	512	8	264025h	1112	3794	63	264061h	1576	5377	98
	573	9	264026h	1251	4268	71	264062h	1773	6049	111
	634	10	264027h	1390	4743	79	264063h	1970	6722	123
	695	11	264028h	1529	5217	86	264064h	2167	7394	135
	756	12	264029h	1668	5691	94	264065h	2364	8066	147
	816	13	264030h	1807	6165	102	264066h	2561	8738	160
	877	14	264031h	1946	6640	110	264067h	2758	9410	172
960	938	15	264032h	2085	7114	118	264068h	2955	10082	184
	999	16	264033h	2224	7588	126	264069h	3152	10755	196
	1060	17	264034h	2363	8063	133	264070h	3349	11427	209
	1120	18	264035h	2502	8537	141	264071h	3546	12099	221
	1181	19	264036h	2641	9011	149	264072h	3743	12771	233

Δt50 is the UK's industry standard for heating outputs, which has an operating temperature of 75/65/20°C. If you have a low temperature heat source you may wish to consider Δt40 or Δt30 output (see your installer or system designer or download from www.stelrad.com).

For EN442 data, technical and installation information please visit our website: www.stelrad.com and search product downloads.

Lengths quoted are given in good faith. However, due to the nature of the manufacturing process tolerances can and should be expected. Quoted dimensions should therefore only be used as a guideline.

CAST IRON COLUMN

Delivery Information

Please note: Due to the weight of the product a 2-man lift is required and there is a £90 incl. VAT shipping charge per order, per destination for orders under £1800 incl. VAT.

The delivery driver is only able to stop at the closest point on the road at the nearest accessible external hard standing, i.e. pavement.

Due to health and safety legislation the driver is prohibited from lifting any heavy goods (25kg = max. single person lift). They are not insured to enter the property. It is your responsibility to organise the manpower thereafter to be available to move your radiators to a suitable and dry storage area.

Cast Iron Column radiators are delivered individually wrapped with each individual radiator layer separated with a thick card then secured flat onto the pallet(s).

Cast Iron Column radiators have up to a 14 day lead time.

Bush/Valve Installation

Please note that a unique feature of Cast Iron radiators is that the top and bottom threads on one side of the radiator are Left Hand threaded. This means that any Left Hand threaded bushes tighten into these threads in a counter-clockwise direction. The top air vent bush and the fitting below are Left Hand threads (the female sub-thread within these bushes is standard Right-Hand thread). Never force a bush into the radiators thread, double check the bush and radiator threads for correct orientation. The bushes on the opposite end of the radiator are Right-Hand threads (so undo/tighten in the usual way).

When fitting a valve tail or air vent into the Left-Hand bush you will need to 'hold against' the bush with a suitable flat faced wrench to prevent this bush from unscrewing/loosening.

The excessive use of jointing materials when making the valve tails/vents into the bushes can sometimes crack the cast iron bush. It is recommended to use the correct amount of PTFE tape to make this joint. Other sealing compounds can be used and care should be taken to ensure they do not come into contact with the bush gaskets. Whilst you do need to firmly tighten fittings in please do NOT excessively over tighten as this could lead to failure of the component.


Reminder on Bushes: The male (external) large thread of each bush fitting on the air vent side of the radiator is a Left-Hand thread i.e. turns counter-clockwise to tighten. The internal sub-threads of these bushes are standard Right-Hand thread so screw the valve tail and air vent into these bushes in the usual way (clockwise). The radiator section and bush threads at the opposite end of the radiator are both Right Hand threads.

Valves: For trouble free operation always fit your TRV (Thermostatic Radiator Valve) onto the heating flow pipe work. Failure to fit the TRV on the heating flow will cause unsatisfactory operation and could result in excessively noisy operation (water hammer).

Balancing the System: Your heating engineer will be familiar with the requirement to balance the radiators when they commission the system. Getting this right is important to the operational share of the available heated water. This is achieved through adjusting the lock-shield valves on the radiators (turning down the lock-shield valves on radiators that are closest to the pump and opening the lock-shield valves further from the pump). In this way you 'share' the available heat evenly around the system. Do this with the TRV/wheel-head valves fully open and then use the TRV/wheel-head for local room control of the temperature.

Wall Stay Installation

Wall stays are typically clamped between the rear columns of the radiator and screwed securely to the wall. The threaded rod should then be cut to length to suit final positioning (see diagram below).

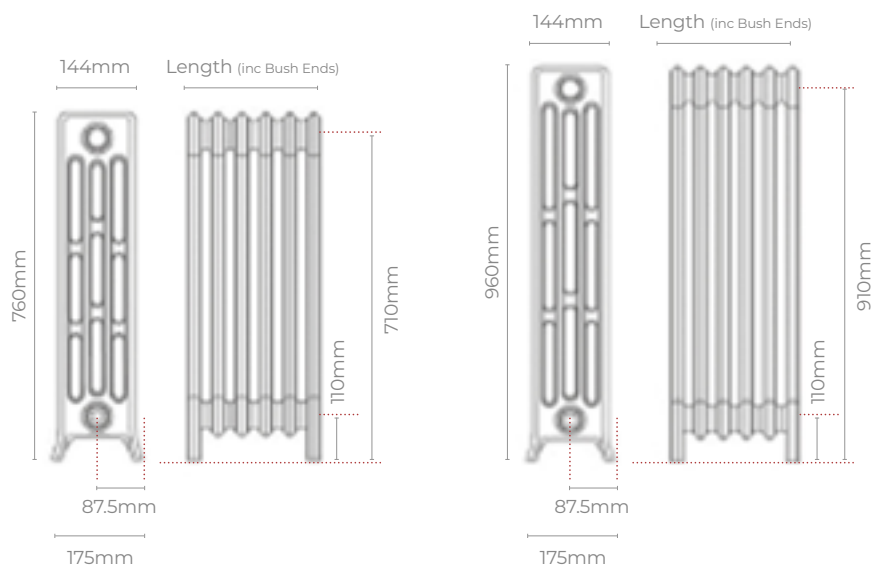
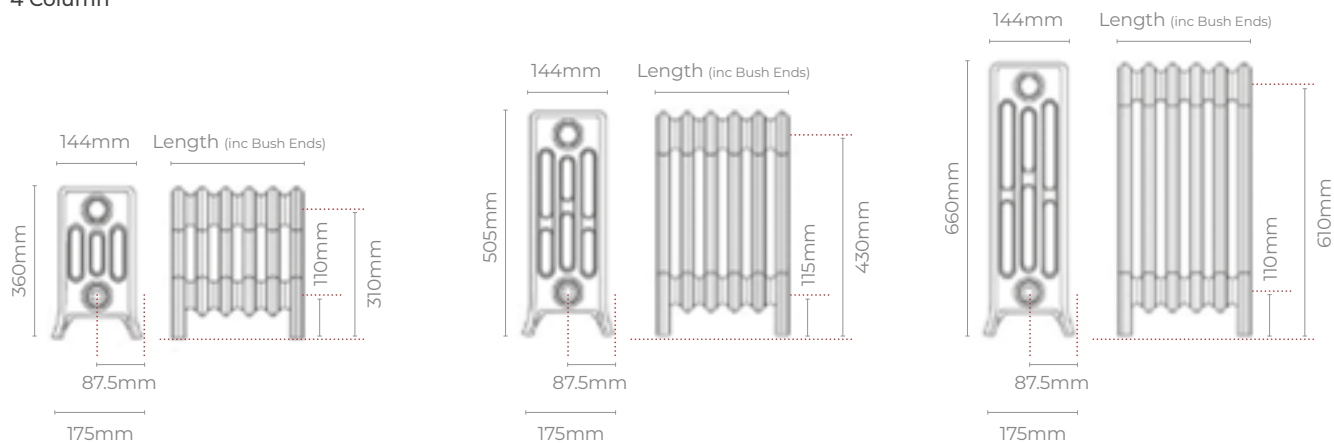


Wall stays provide a firm brace to the wall for your Cast Iron radiator. All our Cast Iron radiators are floor standing and stable, however, due to their weight, we strongly recommend you tie your radiator to the wall with wall stays for added safety.

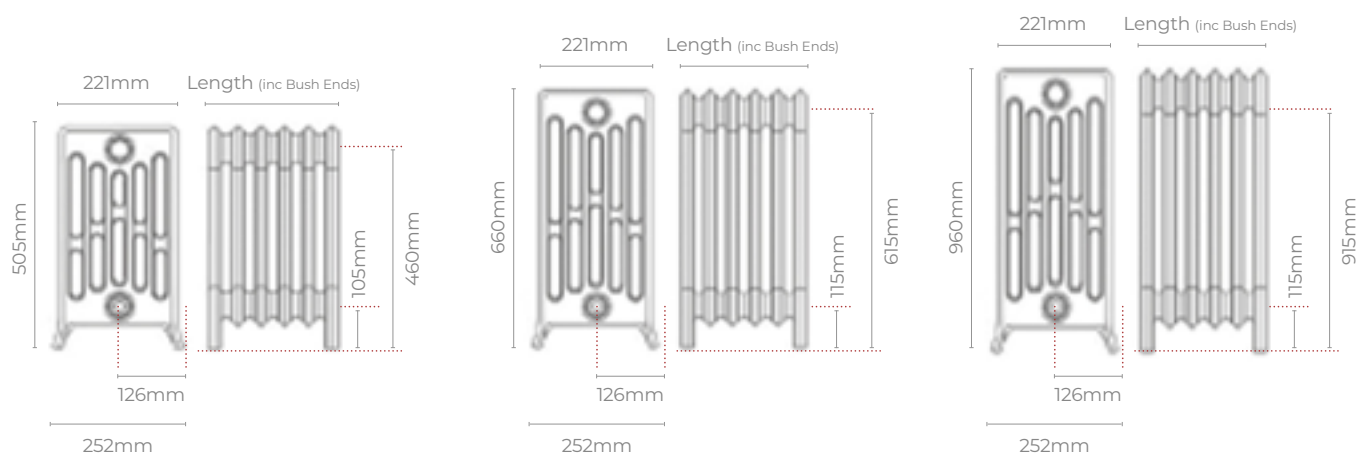
CAST IRON COLUMN

PRODUCT DIMENSIONS

4 Column



6 Column



CAST IRON COLUMN

ACCESSORIES - OPTIONAL VALVES



263060
Antique Brass



263061
Brushed Nickel

The thermostatic radiator valve comes with an in-built temperature sensor which maintains the room at the temperature you have selected.

ALL EN442 INFORMATION IS AVAILABLE ON REQUEST.

PRESSURE DROPS

Cast Iron Column range Maximum Operating Pressure = 6 bar (max. test pressure = 7.8 bar).

'HARDWARE PACK' INCLUDES

Wall tie(s) provided (no screws).

Brass bleed valve and Natural Cast paint pot included as standard.



COLOUR OPTIONS



Aged Gold



Anthracite Black



Bright Gold



Bronze



Copper



Natural Cast



Old Penny



Old Pewter



Pewter



Sovereign Gold