

# HOME

SERIES



*Concord  
Timeline*

# CONCORD SLIMLINE

---

**50 $\Delta$ t**  
(75/65/20°C)

**SINGLE**

Height mm	Length mm	Elements	Stelrad UIN	Watts	Heat output Btu/hr
<b>1800</b>	320	8	448300h	872	2975
	440	11	448301h	1199	4091
	520	13	448302h	1417	4835
	640	16	448303h	1744	5951
<b>2000</b>	320	8	448304h	978	3337
	440	11	448305h	1344	4586
	520	13	448306h	1589	5422
	640	16	448307h	1956	6674

$\Delta$ t50 is the UK's industry standard for heating outputs, which has an operating temperature of 75/65/20°C. If you have a low temperature heat source you may wish to consider  $\Delta$ t40 or  $\Delta$ t30 output (see your installer or system designer or download from [www.stelrad.com](http://www.stelrad.com)).

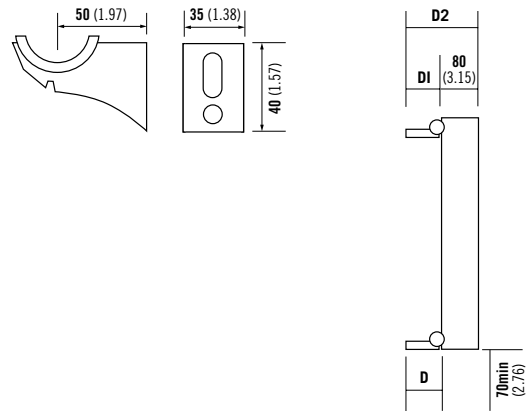
For EN442 data, technical and installation information please visit our website: [www.stelrad.com](http://www.stelrad.com) and search product downloads.

# CONCORD SLIMLINE

## WALL MOUNTING INFORMATION

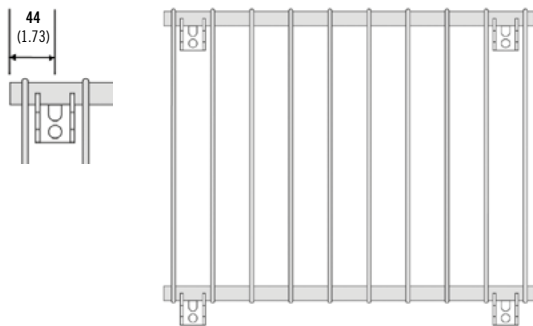
All dimensions in mm. Inches in brackets.

Type	Back face to finished wall D		Connection centres from finished wall D1		Front face from finished wall D2	
	mm	mm	mm	mm	mm	mm
Slimline	35	138	50	197	130	512

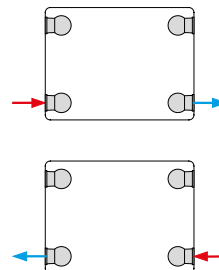


## FIXING POSITIONS

All dimensions in mm. Inches in brackets.



## PIPING INSTRUCTIONS



## CONNECTIONS

Each radiator comes with 1/2" inlet connections as standard.

## EN 442 CERTIFICATION DATA - CETIAT TESTED IN ACCORDANCE WITH BS EN 442

Type	Slimline	
Height	1800	2000
W/m at 75/65/20	2725	3056
n-coefficients	1.30	1.31
Heated surface area (m <sup>2</sup> /m)	6.90	7.65
Weight (kg/m)	77.81	78.50
Water contents (l/m)	17.50	19.25
Wall to tap centre (mm)	50	50

**STEEL THICKNESS 1.5mm**