

HOME

SERIES

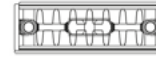


Flat Vertical
Concept

FLAT VERTICAL CONCEPT


50 Δ t
(75/65/20°C)

K2



Height mm	Length mm	Sections	Stelrad UIN	Watts	Heat output	Btu/h
1800	400	12	21182204h	1476		5036
	500	15	21182205h	1845		6295
	600	18	21182206h	2214		7554

CENTRE TAP TRV



UIN	Elements	UIN	Elements
14531310	CENTRE TAP TRV STRAIGHT WHITE -10MM	14531610	CENTRE TAP TRV ANGLED L CHROME -10MM
14531312	CENTRE TAP TRV STRAIGHT WHITE -1/2IN	14531612	CENTRE TAP TRV ANGLED L CHROME -1/2IN
14531315	CENTRE TAP TRV STRAIGHT WHITE -15MM	14531615	CENTRE TAP TRV ANGLED L CHROME -15MM
14531410	CENTRE TAP TRV STRAIGHT CHROME -10MM	14531710	CENTRE TAP TRV ANGLED R WHITE -10MM*
14531412	CENTRE TAP TRV STRAIGHT CHROME -1/2IN	14531712	CENTRE TAP TRV ANGLED R WHITE -1/2IN*
14531415	CENTRE TAP TRV STRAIGHT CHROME -15MM	14531715	CENTRE TAP TRV ANGLED R WHITE -15MM*
14531510	CENTRE TAP TRV ANGLED L WHITE -10MM	14531810	CENTRE TAP TRV ANGLED R CHROME -10MM*
14531512	CENTRE TAP TRV ANGLED L WHITE -1/2IN	14531812	CENTRE TAP TRV ANGLED R CHROME -1/2IN*
14531515	CENTRE TAP TRV ANGLED L WHITE -15MM	14531815	CENTRE TAP TRV ANGLED R CHROME -15MM*

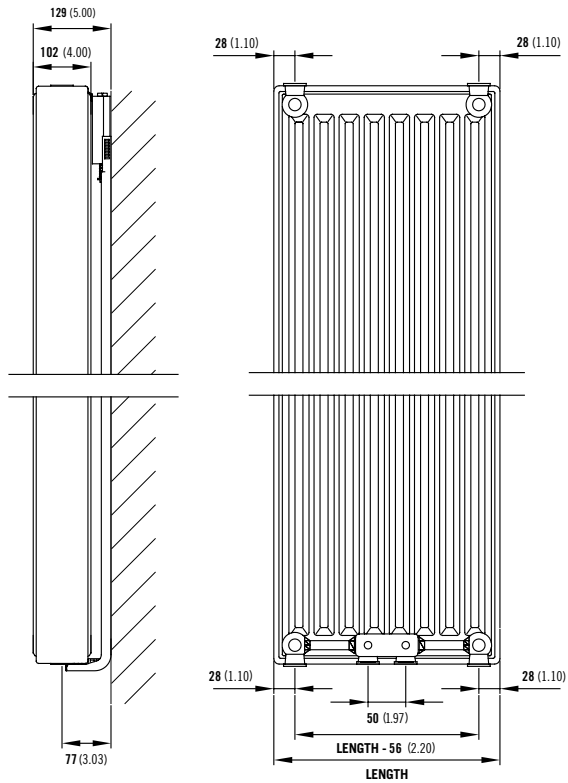
Available for the Vertical Line Vertical, Flat Vertical, Caliente Rail,* Concord Rail,* Vertical Ultra, Concord Side Concept, Concord Side Chrome, Vertical Line Vertical Concept & Flat Vertical Concept.

*Angled Right Centre Tap TRV's only available for towel rails.

FLAT VERTICAL CONCEPT

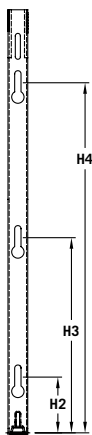
WALL MOUNTING AND LUG INFORMATION

All dimensions in mm. Inches in brackets.



Comes complete with Stelrad's class leading safety bracket.

MOUNTING BRACKETS



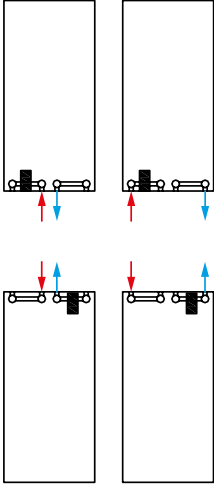
Height		H2		H3		H4	
mm	inches	mm	inches	mm	inches	mm	inches
1800	70.87	70	2.75	830	43.89	1590	63.58

CONNECTIONS

Each radiator comes with 1/2" inlet connections as standard.

FLAT VERTICAL CONCEPT

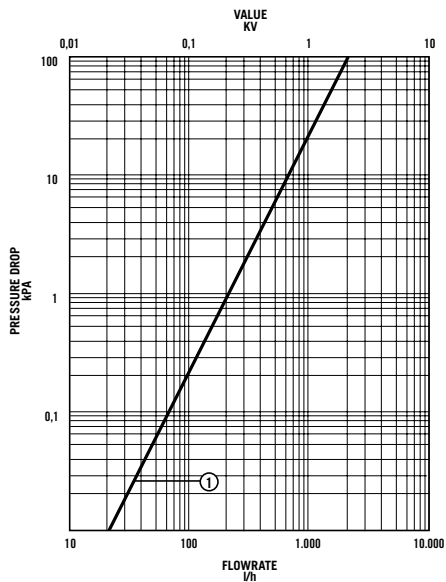
PIPING OPTIONS



EN 442 CERTIFICATION DATA - CETIAT TESTED IN ACCORDANCE WITH BS EN 442

Type	K2
Height	1800
W/m at 75/65/20	3690
n-coefficients	1.32
Heated surface area (m ² /m)	29.90
Weight (kg/m)	105.30
Water contents (l/m)	15.90
Wall to tap centre (mm)	77
K _M	20.70

PRESSURE DROPS



① Type 21 (P+), 22 (K2)