

HOME

SERIES



Concord Plane

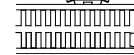
50 Δ t

(75/65/20°C)

SINGLE



DOUBLE



| Height mm | Length mm | SINGLE | | DOUBLE | | |
|------------|------------|-----------|------------|-----------|------------|-------|
| | | White UIN | Colour UIN | White UIN | Colour UIN | |
| 444 | 500 | 448346h | 448346hc | 392 | 1,338 | |
| | 600 | 448347h | 448347hc | 470 | 1,604 | |
| | 700 | 448348h | 448348hc | 549 | 1,873 | |
| | 800 | 448349h | 448349hc | 627 | 2,139 | |
| | 900 | 448350h | 448350hc | 706 | 2,409 | |
| | 1000 | 448351h | 448351hc | 784 | 2,675 | |
| | 1100 | 448352h | 448352hc | 862 | 2,941 | |
| | 1200 | 448353h | 448353hc | 941 | 3,211 | |
| | 1400 | 448354h | 448354hc | 1,098 | 3,747 | |
| | 1600 | 148355h | 148355hc | 1,254 | 4,279 | |
| | 1800 | 148356h | 148356hc | 1,411 | 4,815 | |
| | 2000 | 148357h | 148357hc | 1,568 | 5,350 | |
| | 2200 | 148358h | 148358hc | 1,725 | 5,886 | |
| | 2400 | 148359h | 148359hc | 1,882 | 6,422 | |
| | 2600 | 148360h | 148360hc | 2,038 | 6,954 | |
| | 2800 | 148361h | 148361hc | 2,195 | 7,490 | |
| | 3000 | 148362h | 148362hc | 2,352 | 8,025 | |
| | 592 | 500 | 448363h | 448363hc | 501 | 1,709 |
| | | 600 | 448364h | 448364hc | 601 | 2,051 |
| | | 700 | 448365h | 448365hc | 701 | 2,392 |
| 800 | | 448366h | 448366hc | 802 | 2,737 | |
| 900 | | 448367h | 448367hc | 902 | 3,078 | |
| 1000 | | 448368h | 448368hc | 1,002 | 3,419 | |
| 1100 | | 448369h | 448369hc | 1,102 | 3,760 | |
| 1200 | | 448370h | 448370hc | 1,202 | 4,101 | |
| 1400 | | 448371h | 448371hc | 1,403 | 4,787 | |
| 1600 | | 148372h | 148372hc | 1,603 | 5,470 | |
| 1800 | | 148373h | 148373hc | 1,804 | 6,156 | |
| 2000 | | 148374h | 148374hc | 2,004 | 6,838 | |
| 2200 | | 148375h | 148375hc | 2,204 | 7,520 | |
| 2400 | | 148376h | 148376hc | 2,405 | 8,206 | |
| 2600 | | 148377h | 148377hc | 2,605 | 8,889 | |
| 2800 | | 148378h | 148378hc | 2,806 | 9,574 | |
| 3000 | | 148379h | 148379hc | 3,006 | 10,257 | |
| 740 | | 500 | 148380h | 148380hc | 598 | 2,040 |
| | | 600 | 148381h | 148381hc | 718 | 2,450 |
| | | 700 | 148382h | 148382hc | 837 | 2,856 |
| | 800 | 148383h | 148383hc | 957 | 3,265 | |
| | 900 | 148384h | 148384hc | 1,076 | 3,671 | |
| | 1000 | 148385h | 148385hc | 1,196 | 4,081 | |
| | 1100 | 148386h | 148386hc | 1,316 | 4,490 | |
| | 1200 | 148387h | 148387hc | 1,435 | 4,896 | |
| | 1400 | 148388h | 148388hc | 1,674 | 5,712 | |
| | 1600 | 148389h | 148389hc | 1,914 | 6,531 | |
| | 1800 | 148390h | 148390hc | 2,153 | 7,346 | |
| | 2000 | 148391h | 148391hc | 2,392 | 8,162 | |
| | 2200 | 148392h | 148392hc | 2,631 | 8,977 | |
| | 2400 | 148393h | 148393hc | 2,870 | 9,793 | |
| | 2600 | 148394h | 148394hc | 3,110 | 10,612 | |
| | 2800 | 148395h | 148395hc | 3,349 | 11,427 | |
| | 3000 | 148396h | 148396hc | 3,588 | 12,243 | |

At50 is the UK's industry standard for heating outputs, which has an operating temperature of 75/65/20°C. If you have a low temperature heat source you may wish to consider Δ t40 or Δ t30 output (see your installer or system designer or download from www.stelrad.com).

For EN442 data, technical and installation information please visit our website: www.stelrad.com and search product downloads.

If feet are required, they must be ordered when you purchase your product. The feet are welded on and can not be added to the product once your order has been placed.

Optional extra to have no lugs. This needs specifying at the time of ordering. For floorstanding only.

COLOUR OPTIONS



Comes in White as standard (RAL 9016).

Please note that once a coloured radiator has been ordered, it cannot be cancelled or returned.



WARRANTY



MADE TO ORDER



DELIVERY WITHIN 14 WORKING DAYS



WHITE IN STOCK

www.stelrad.com

Telephone: 0800 876 6813

FLOOR MOUNTING BRACKET INFORMATION

| | |
|--------------|--------|
| 500 - 1400mm | 2 feet |
|--------------|--------|

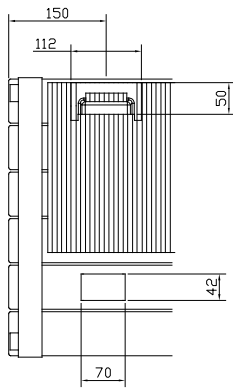
CONCORD PLANE SINGLE & DOUBLE WALL MOUNTING INFORMATION

All dimensions in mm.

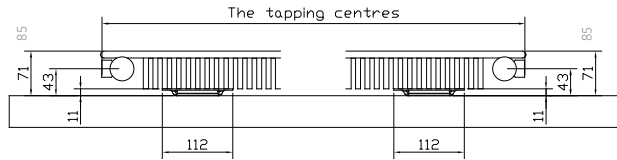
| Type | From back of radiator to wall | | From wall to centre of connections | | From front of radiator to wall | |
|--------------|-------------------------------|--------|------------------------------------|--------|--------------------------------|--------|
| | mm | inches | mm | inches | mm | inches |
| Plane Single | 11 | 0.43 | 43 | 1.69 | 85 | 3.35 |
| Plane Double | 25 | 0.98 | 97 | 3.81 | 125 | 4.92 |

SINGLE FIXING POSITIONS

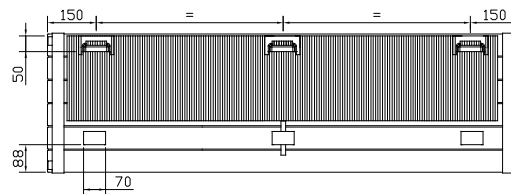
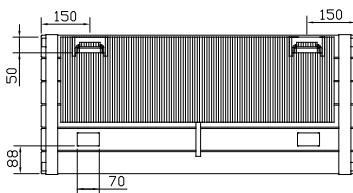
All dimensions in mm.



4 Lugs 0.5m to 1.9m

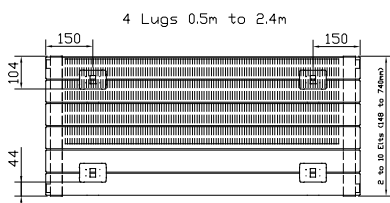
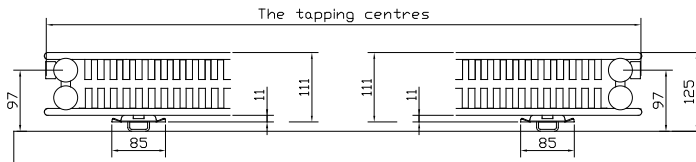
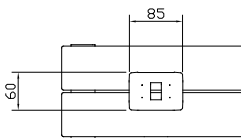


6 Lugs 2.0m to 3.0m

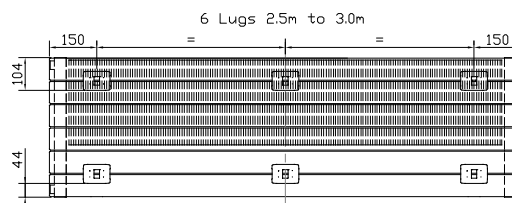


DOUBLE FIXING POSITIONS

All dimensions in mm.



4 Lugs 0.5m to 2.4m

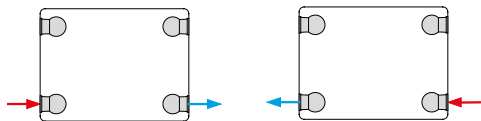


6 Lugs 2.5m to 3.0m

CONNECTIONS

Each radiator comes with 1/2" inlet connections as standard.

PIPING INSTRUCTIONS



EN 442 CERTIFICATION DATA - CETIAT TESTED IN ACCORDANCE WITH BS EN 442

| Type | Plane - Single | | | Plane - Double | | |
|---|----------------|-------|-------|----------------|-------|-------|
| | 444 | 592 | 740 | 444 | 592 | 740 |
| Height | 444 | 592 | 740 | 444 | 592 | 740 |
| W/m at 75/65/20 | 784 | 1002 | 1196 | 1356 | 1697 | 2002 |
| n-coefficients | 1.24 | 1.24 | 1.25 | 1.27 | 1.31 | 1.32 |
| Heated surface area (m ² /m) | 2.46 | 2.57 | 3.34 | 2.56 | 3.54 | 4.53 |
| Weight (kg/m) | 17.83 | 21.15 | 27.01 | 28.82 | 39.84 | 50.87 |
| Water contents (l/m) | 3.67 | 4.89 | 6.12 | 7.34 | 9.79 | 12.24 |
| Wall to tap centre (mm) | 43 | 43 | 43 | 97 | 97 | 97 |

55 COLOUR OPTIONS. 14-DAY LEAD TIME.

Stelrad Radiators are available in white (RAL 9016) as standard, however this radiator is **now available in a variety of colours within 14 working days.**

STANDARD COLOUR




RAL 9016
Traffic white

To request up to 5 colour samples, please email sales@stelrad.com or call **0800 876 6813** with your choices and address details.

The colours shown are reproduced as accurately as this printing process will allow.

RAL COLOURS - Satin Finish



1001
Beige



1013
Oyster white



1015
Light ivory



9001
Cream



9002
Grey white



9003
Signal white




9010
Pure white



9016
Traffic white




9018
Papyrus white




9005
Jet black




9017
Traffic black



7001
Silver grey



7011
Iron grey




7015
Slate grey



7016
Anthacite grey




7030
Stone grey




7032
Pebble grey




7035
Light grey




7036
Platinum grey



7037
Dusty grey




7038
Agate grey



7039
Quartz grey




5002
Ultramarine blue




5010
Gentian blue




5012
Light blue



5014
Pigeon blue



5015
Sky blue




5022
Night blue

Please note: When a coloured radiator or radiators have been ordered they cannot be cancelled or returned.



RAL COLOURS (continued)




5024
Pastel blue




6005
Light moss green




6018
Yellow green



6019
Pastel green




6020
Chrome green



6027
Light green



6033
Mint turquoise



6034
Pastel turquoise




3000
Flame red



3002
Carmine red



3003
Ruby red



3005
Wine red



2003
Pastel orange



2008
Bright red orange



1004
Golden yellow




1016
Sulphur yellow



1021
Colza yellow




3015
Light pink




8014
Sepia




8017
Chocolate brown



7026
Granite



1019
Cappuccino




8028
Terra brown




9011
Graphite black


METALLIC



1247M
Bronze metallic



7001M
Silver metallic



9007M
Grey metallic

Please note: When a coloured radiator or radiators have been ordered they cannot be cancelled or returned.

For further information on RAL colours please visit
www.ralcolorchart.com