

HOME

SERIES



Concord Plane

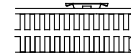
50 Δ t

(75/65/20°C)

SINGLE



DOUBLE



Height mm	Length mm	White UIN	Colour UIN	Heat output		White UIN	Colour UIN	Heat output	
				Watts	Btu/h			Watts	Btu/hr
444	500	448346h	448346hc	392	1,338	448397h	448397hc	678	2,313
	600	448347h	448347hc	470	1,604	448398h	448398hc	814	2,777
	700	448348h	448348hc	549	1,873	448399h	448399hc	949	3,238
	800	448349h	448349hc	627	2,139	448400h	448400hc	1,085	3,702
	900	448350h	448350hc	706	2,409	448401h	448401hc	1,220	4,163
	1000	448351h	448351hc	784	2,675	448402h	448402hc	1,356	4,627
	1100	448352h	448352hc	862	2,941	448403h	448403hc	1,492	5,091
	1200	448353h	448353hc	941	3,211	448404h	448404hc	1,627	5,552
	1400	448354h	448354hc	1,098	3,747	448405h	448405hc	1,898	6,476
	1600	148355h	148355hc	1,254	4,279	148406h	148406hc	2,170	7,404
	1800	148356h	148356hc	1,411	4,815	148407h	148407hc	2,441	8,329
	2000	148357h	148357hc	1,568	5,350	148408h	148408hc	2,712	9,254
	592	500	448363h	448363hc	501	1,709	448414h	448414hc	849
600		448364h	448364hc	601	2,051	448415h	448415hc	1,018	3,474
700		448365h	448365hc	701	2,392	448416h	448416hc	1,188	4,054
800		448366h	448366hc	802	2,737	448417h	448417hc	1,358	4,634
900		448367h	448367hc	902	3,078	448418h	448418hc	1,527	5,210
1000		448368h	448368hc	1,002	3,419	448419h	448419hc	1,697	5,790
1100		448369h	448369hc	1,102	3,760	448420h	448420hc	1,867	6,370
1200		448370h	448370hc	1,202	4,101	448421h	448421hc	2,036	6,947
1400		448371h	448371hc	1,403	4,787	448422h	448422hc	2,376	8,107
1600		148372h	148372hc	1,603	5,470	148423h	148423hc	2,715	9,264
1800		148373h	148373hc	1,804	6,156	148424h	148424hc	3,055	10,424
2000		148374h	148374hc	2,004	6,838	148425h	148425hc	3,394	11,581
740		500	148380h	148380hc	598	2,040	148431h	148431hc	1,001
	600	148381h	148381hc	718	2,450	148432h	148432hc	1,201	4,098
	700	148382h	148382hc	837	2,856	148433h	148433hc	1,401	4,780
	800	148383h	148383hc	957	3,265	148434h	148434hc	1,602	5,466
	900	148384h	148384hc	1,076	3,671	148435h	148435hc	1,802	6,149
	1000	148385h	148385hc	1,196	4,081	148436h	148436hc	2,002	6,831
	1100	148386h	148386hc	1,316	4,490	148437h	148437hc	2,202	7,514
	1200	148387h	148387hc	1,435	4,896	148438h	148438hc	2,402	8,196
	1400	148388h	148388hc	1,674	5,712	148439h	148439hc	2,803	9,564
	1600	148389h	148389hc	1,914	6,531	148440h	148440hc	3,203	10,929
	1800	148390h	148390hc	2,153	7,346	148441h	148441hc	3,604	12,297
	2000	148391h	148391hc	2,392	8,162	148442h	148442hc	4,004	13,662

Δt_{50} is the UK's industry standard for heating outputs, which has an operating temperature of 75/65/20°C. If you have a low temperature heat source you may wish to consider Δt_{40} or Δt_{30} output (see your installer or system designer or download from www.stelrad.com).

For EN442 data, technical and installation information please visit our website: www.stelrad.com and search product downloads.

If feet are required, they must be ordered when you purchase your product. The feet are welded on and can not be added to the product once your order has been placed.

Optional extra to have no lugs. This needs specifying at the time of ordering. For floorstanding only.

COLOUR OPTIONS



Comes in White as standard (RAL 9016).

Please note that once a coloured radiator has been ordered, it cannot be cancelled or returned.



WARRANTY



MADE TO ORDER



DELIVERY WITHIN 14 WORKING DAYS



WHITE IN STOCK

FLOOR MOUNTING BRACKET INFORMATION

500 - 1400mm	2 feet
--------------	--------

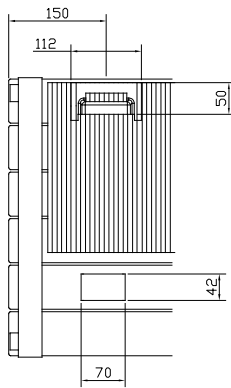
CONCORD PLANE SINGLE & DOUBLE WALL MOUNTING INFORMATION

All dimensions in mm.

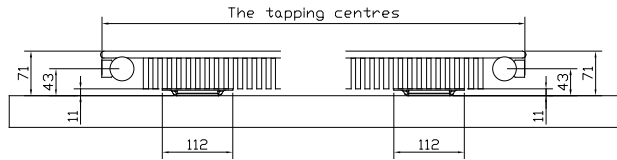
Type	From back of radiator to wall		From wall to centre of connections		From front of radiator to wall	
	mm	inches	mm	inches	mm	inches
Plane Single	11	0.43	43	1.69	71	2.80
Plane Double	25	0.98	97	3.81	125	4.92

SINGLE FIXING POSITIONS

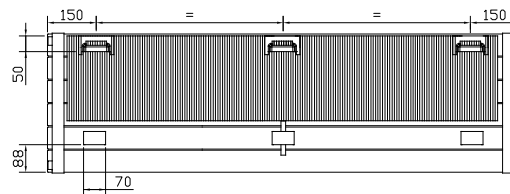
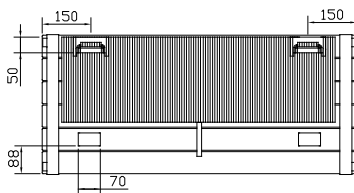
All dimensions in mm.



4 Lugs 0.5m to 1.9m

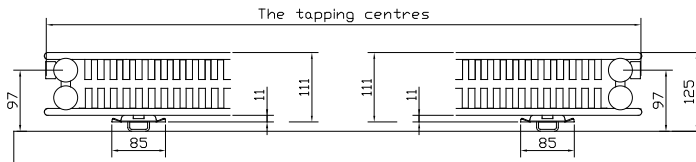
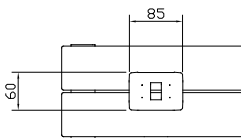


6 Lugs 2.0m to 3.0m

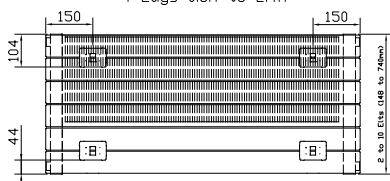


DOUBLE FIXING POSITIONS

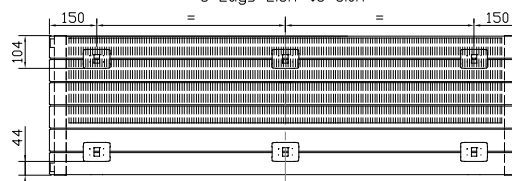
All dimensions in mm.



4 Lugs 0.5m to 2.4m



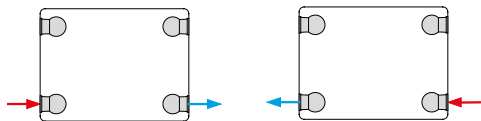
6 Lugs 2.5m to 3.0m



CONNECTIONS

Each radiator comes with 1/2" inlet connections as standard.

PIPING INSTRUCTIONS



EN 442 CERTIFICATION DATA - CETIAT TESTED IN ACCORDANCE WITH BS EN 442

Type	Plane - Single			Plane - Double		
	444	592	740	444	592	740
Height	444	592	740	444	592	740
W/m at 75/65/20	784	1002	1196	1356	1697	2002
n-coefficients	1.24	1.24	1.25	1.27	1.31	1.32
Heated surface area (m ² /m)	2.46	2.57	3.34	2.56	3.54	4.53
Weight (kg/m)	17.83	21.15	27.04	28.82	39.84	50.87
Water contents (l/m)	3.67	4.89	6.12	7.34	9.79	12.24
Wall to tap centre (mm)	43	43	43	97	97	97

55 COLOUR OPTIONS. 14-DAY LEAD TIME.

Stelrad Radiators are available in white (RAL 9016) as standard, however this radiator is **now available in a variety of colours within 14 working days.**

STANDARD COLOUR




RAL 9016
Traffic white

To request up to 5 colour samples, please email sales@stelrad.com or call **0800 876 6813** with your choices and address details.

The colours shown are reproduced as accurately as this printing process will allow.

RAL COLOURS - Satin Finish



1001
Beige



1013
Oyster white



1015
Light ivory



9001
Cream



9002
Grey white



9003
Signal white




9010
Pure white



9016
Traffic white



9018
Papyrus white



9005
Jet black



9017
Traffic black



7001
Silver grey



7011
Iron grey




7015
Slate grey



7016
Anthacite grey



7030
Stone grey



7032
Pebble grey




7035
Light grey




7036
Platinum grey



7037
Dusty grey



7038
Agate grey



7039
Quartz grey




5002
Ultramarine blue



5010
Gentian blue




5012
Light blue



5014
Pigeon blue



5015
Sky blue




5022
Night blue

Please note: When a coloured radiator or radiators have been ordered they cannot be cancelled or returned.



RAL COLOURS (continued)




5024
Pastel blue




6005
Light moss green



6018
Yellow green




6019
Pastel green




6020
Chrome green



6027
Light green



6033
Mint turquoise



6034
Pastel turquoise




3000
Flame red



3002
Carmine red



3003
Ruby red



3005
Wine red



2003
Pastel orange



2008
Bright red orange



1004
Golden yellow




1016
Sulphur yellow



1021
Colza yellow




3015
Light pink




8014
Sepia



8017
Chocolate brown



7026
Granite



1019
Cappuccino




8028
Terra brown




9011
Graphite black


METALLIC



1247M
Bronze metallic



7001M
Silver metallic



9007M
Grey metallic

Please note: When a coloured radiator or radiators have been ordered they cannot be cancelled or returned.

For further information on RAL colours please visit
www.ralcolorchart.com