

# HOME

SERIES



Compact  
Vertical  
Line

# COMPACT VERTICAL LINE



## 50 $\Delta$ t

(75/65/20°C)

K1



K2



Height mm	Length mm	White UIN		Heat output Watts Btu/h		Colour UIN		Heat output Watts Btu/h	
		White UIN	Colour UIN	Watts	Btu/h	White UIN	Colour UIN	Watts	Btu/h
<b>300</b>	500	92301105h	92301105hc	235	802	92302205h	92302205hc	449	1,532
	1000	92301110h	92301110hc	470	1,604	92302210h	92302210hc	898	3,064
	1500	92301115h	92301115hc	705	2,405	92302215h	92302215hc	1,347	4,596
<b>450</b>	400	92451104h	92451104hc	272	928	92452204h	92452204hc	509	1,737
	600	92451106h	92451106hc	409	1,396	92452206h	92452206hc	764	2,607
	700	92451107h	92451107hc	477	1,628	92452207h	92452207hc	891	3,040
	800	92451108h	92451108hc	545	1,860	92452208h	92452208hc	1,018	3,473
	900	92451109h	92451109hc	613	2,092	92452209h	92452209hc	1,145	3,909
	1000	92451110h	92451110hc	681	2,324	92452210h	92452210hc	1,273	4,343
	1100	92451111h	92451111hc	749	2,556	92452211h	92452211hc	1,400	4,779
	1200	92451112h	92451112hc	817	2,788	92452212h	92452212hc	1,528	5,214
	1400	92451114h	92451114hc	953	3,252	92452214h	92452214hc	1,782	6,080
	1600	92451116h	92451116hc	1,090	3,719	92452216h	92452216hc	2,037	6,950
<b>600</b>	400	92601104h	92601104hc	348	1,187	92602204h	92602204hc	640	2,184
	600	92601106h	92601106hc	522	1,781	92602206h	92602206hc	961	3,279
	700	92601107h	92601107hc	609	2,078	92602207h	92602207hc	1,121	3,825
	800	92601108h	92601108hc	696	2,375	92602208h	92602208hc	1,281	4,371
	900	92601109h	92601109hc	783	2,672	92602209h	92602209hc	1,441	4,917
	1000	92601110h	92601110hc	870	2,968	92602210h	92602210hc	1,601	5,463
	1100	92601111h	92601111hc	957	3,265	92602211h	92602211hc	1,761	6,009
	1200	92601112h	92601112hc	957	3,265	92602212h	92602212hc	1,921	6,554
	1400	92601114h	92601114hc	1,218	4,156	92602214h	92602214hc	2,241	7,646
	1600	92601116h	92601116hc	1,392	4,750	92602216h	92602216hc	2,562	8,742
	1800	92601118h	92601118hc	1,566	5,343	92602218h	92602218hc	2,882	9,833
	2000	92601120h	92601120hc	1,740	5,937	92602220h	92602220hc	3,202	10,925

$\Delta$ t50 is the UK's industry standard for heating outputs, which has an operating temperature of 75/65/20°C. If you have a low temperature heat source you may wish to consider  $\Delta$ t40 or  $\Delta$ t30 output (see your installer or system designer or download from [www.stelrad.com](http://www.stelrad.com)).

For EN442 data, technical and installation information please visit our website: [www.stelrad.com](http://www.stelrad.com) and search product downloads.

## COLOUR OPTIONS



Comes in White as standard (RAL 9016).

Please note that once a coloured radiator has been ordered, it cannot be cancelled or returned.



[www.stelrad.com](http://www.stelrad.com)  
Telephone: 0800 876 6813

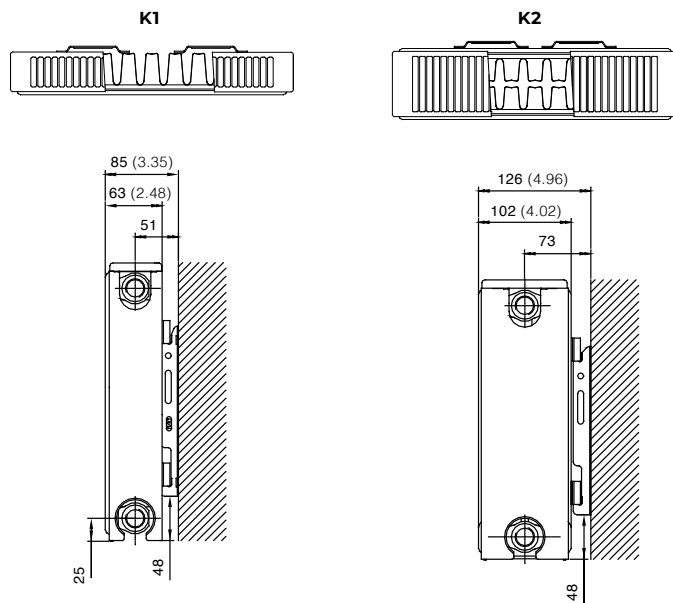
## CENTRE TAP TRV



UIN	Elements
14531310	CENTRE TAP TRV STRAIGHT WHITE - 10MM
14531312	CENTRE TAP TRV STRAIGHT WHITE - 1/2IN
14531315	CENTRE TAP TRV STRAIGHT WHITE - 15MM
14531410	CENTRE TAP TRV STRAIGHT CHROME - 10MM
14531412	CENTRE TAP TRV STRAIGHT CHROME - 1/2IN
14531415	CENTRE TAP TRV STRAIGHT CHROME - 15MM
14531510	CENTRE TAP TRV ANGLED L WHITE - 10MM
14531512	CENTRE TAP TRV ANGLED L WHITE - 1/2IN
14531515	CENTRE TAP TRV ANGLED L WHITE - 15MM
14531610	CENTRE TAP TRV ANGLED L CHROME - 10MM
14531612	CENTRE TAP TRV ANGLED L CHROME - 1/2IN
14531615	CENTRE TAP TRV ANGLED L CHROME - 15MM

## WALL MOUNTING AND LUG INFORMATION

All dimensions in mm. Inches in brackets.

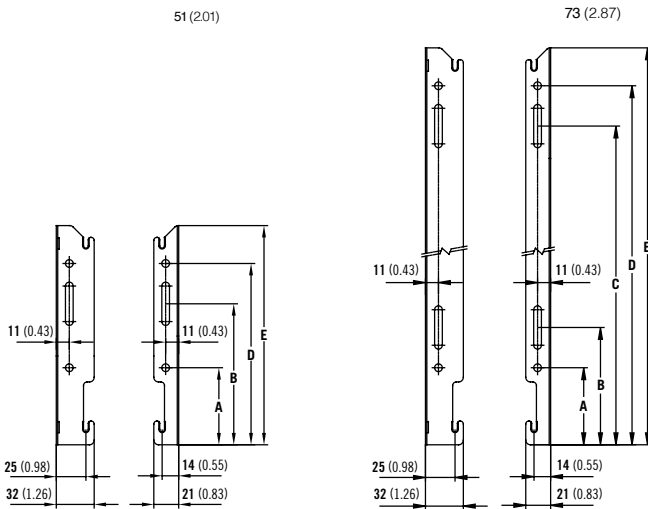


# COMPACT VERTICAL LINE



## MOUNTING BRACKETS

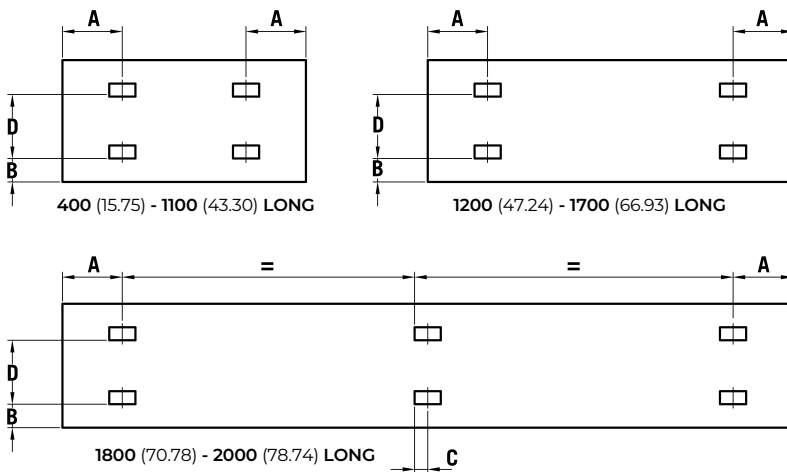
All dimensions in mm. Inches in brackets. Floor mounting brackets available.



Dimensions	mm	inches	mm	inches	mm	inches
Height	300	11.81	450	17.72	600	23.62
A	65	2.56	65	2.56	65	2.56
B	119	4.69	99	3.90	99	3.90
C	-	-	269	10.59	419	16.50
D	153	6.02	303	11.93	453	17.83
E	185	7.28	335	13.19	485	19.09

## K1 & K2 LUG POSITIONS

All dimensions in mm. Inches in brackets.



## PANEL HEIGHT

mm	in	mm	in
300	11.81	155	6.10
450	17.72	305	12.01
600	23.62	455	17.91
700	27.56	555	21.95

## K1

Dimensions	mm	in	mm	in
A 400mm	117	4.61	133	5.24
A 500 - 2000mm	150	5.91	133	5.24
B 400 - 2000mm	60	2.36	60	2.36
C 1800 - 2000mm	17	0.67	L/2	L/2

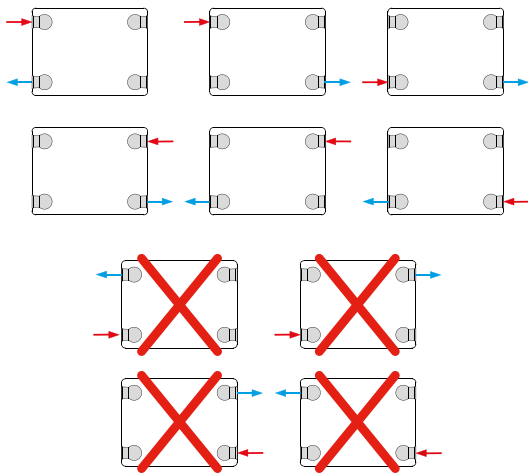
## K2

L/2 is the length divided by two.

## CONNECTIONS

Each radiator comes with 1/2" inlet connections as standard.

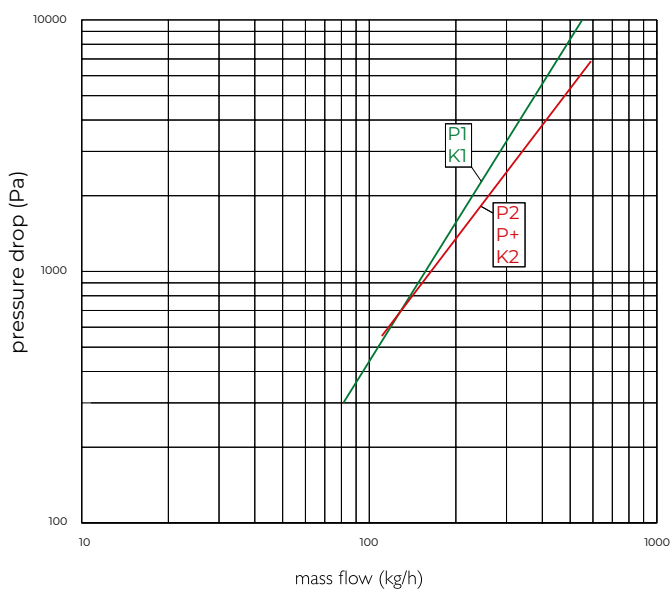
## PIPING OPTIONS



## EN 442 CERTIFICATION DATA - CETIAT TESTED IN ACCORDANCE WITH BS EN 442

Type	K1			K2		
	300	450	600	300	450	600
W/m at 75/65/20	470	681	870	898	1273	1601
n-coefficients	1.26	1.27	1.28	1.30	1.30	1.31
Weight (kg/m)	14.13	18.22	24.27	19.30	28.85	38.40
Water contents (l/m)	1.81	2.53	3.23	3.10	4.65	6.20
$K_M$	3.37	4.67	5.89	5.60	7.69	9.37

## PRESSURE DROPS



Type	Kv
P1 / K1	1.60
P2 / P+ / K2	1.85

# 55 COLOUR OPTIONS. 14-DAY LEAD TIME.

Stelrad Radiators are available in white (RAL 9016) as standard, however this radiator is **now available in a variety of colours within 14 working days.**

**STANDARD COLOUR**




**RAL 9016**  
Traffic white

To request up to 5 colour samples, please email [sales@stelrad.com](mailto:sales@stelrad.com) or call **0800 876 6813** with your choices and address details.

*The colours shown are reproduced as accurately as this printing process will allow.*

**RAL COLOURS - Satin Finish**



**1001**  
Beige




**1013**  
Oyster white



**1015**  
Light ivory



**9001**  
Cream



**9002**  
Grey white



**9003**  
Signal white




**9010**  
Pure white



**9016**  
Traffic white




**9018**  
Papyrus white




**9005**  
Jet black




**9017**  
Traffic black



**7001**  
Silver grey




**7011**  
Iron grey




**7015**  
Slate grey



**7016**  
Anthacite grey




**7030**  
Stone grey




**7032**  
Pebble grey



**7035**  
Light grey




**7036**  
Platinum grey



**7037**  
Dusty grey




**7038**  
Agate grey



**7039**  
Quartz grey




**5002**  
Ultramarine blue




**5010**  
Gentian blue




**5012**  
Light blue



**5014**  
Pigeon blue



**5015**  
Sky blue




**5022**  
Night blue

**Please note:** When a coloured radiator or radiators have been ordered they cannot be cancelled or returned.


For further information on RAL colours please visit [www.ralcolorchart.com](http://www.ralcolorchart.com)



## RAL COLOURS (continued)




**5024**  
Pastel blue




**6005**  
Light moss green



**6018**  
Yellow green



**6019**  
Pastel green




**6020**  
Chrome green



**6027**  
Light green



**6033**  
Mint turquoise



**6034**  
Pastel turquoise




**3000**  
Flame red



**3002**  
Carmine red



**3003**  
Ruby red



**3005**  
Wine red



**2003**  
Pastel orange



**2008**  
Bright red orange



**1004**  
Golden yellow




**1016**  
Sulphur yellow




**1021**  
Colza yellow




**3015**  
Light pink



**8014**  
Sepia



**8017**  
Chocolate brown



**7026**  
Granite



**1019**  
Cappuccino




**8028**  
Terra brown




**9011**  
Graphite black


## METALLIC



**1247M**  
Bronze metallic



**7001M**  
Silver metallic



**9007M**  
Grey metallic

**Please note:** When a coloured radiator or radiators have been ordered they cannot be cancelled or returned.

For further information on RAL colours please visit  
[www.ralcolorchart.com](http://www.ralcolorchart.com)